








# Service-level classifications (Subject to change)

- |                    |      |  |                                  |        |  |                         |        |  |                     |   |
|--------------------|------|--|----------------------------------|--------|--|-------------------------|--------|--|---------------------|---|
| High volume/24 hr. | I(A) |   | Medium volume/16 hr.             | II     |   | Low volume/As available | III(B) |   | Not plowed by WYDOT |  |
| High volume/20 hr. | I(B) |  | Low volume/No drifting or ridges | III(A) |  | Closed Seasonally       | IV     |  |                     |   |

