



WYOMING AVIATION

CONNECTING WYOMING - BUILDING OUR FUTURE

THE 34 STUDY AIRPORTS SUPPORT



21,974
JOBS



\$941.7 M
ANNUAL
PAYROLL



\$1.1 B
ANNUAL
SPENDING



\$2.0 B
ANNUAL
ECONOMIC
ACTIVITY



\$87.7 M
ANNUAL STATE &
LOCAL TAX
REVENUES

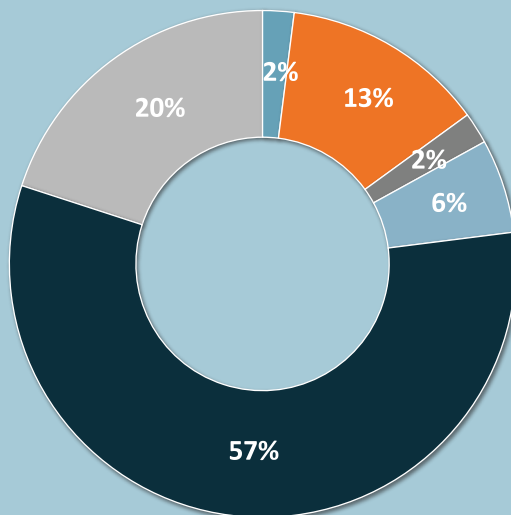
WYOMING'S AIR VISITORS



- **718,350** ARRIVE IN WYOMING BY AIR ANNUALLY
- VISITOR EXPENDITURES SUPPORT ALMOST **17,430 JOBS**
- VISITOR EXPENDITURES CONTRIBUTE **\$1.3 BILLION** ANNUALLY TO THE STATE ECONOMY

DISTRIBUTION OF STATEWIDE AVIATION-SUPPORTED EMPLOYMENT BY SOURCE

WYOMING AVIATION SUPPORTS 9.5% OF STATEWIDE EMPLOYMENT – ALMOST **27,600 JOBS**



- AIRPORT MANAGEMENT
435
- AIRPORT BUSINESS TENANTS
3,628
- AVERAGE ANNUAL CAPITAL INVESTMENT
483
- GENERAL AVIATION VISITOR EXPENDITURES
1,669
- COMMERCIAL VISITOR EXPENDITURES
15,759
- OTHER OFF-AIRPORT AVIATION-DEPENDENT JOBS
5,600



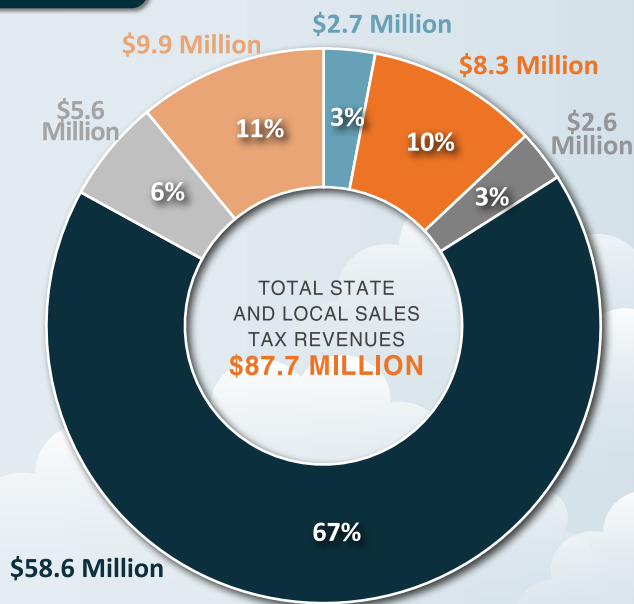


WYOMING AVIATION

CONNECTING WYOMING - BUILDING OUR FUTURE



AIRPORTS SUPPORT **\$87.7 MILLION**
IN ANNUAL STATE & LOCAL SALES TAX REVENUE



STATEWIDE ANNUAL AVIATION-SUPPORTED SALES TAX REVENUE BY SOURCE

- AIRPORT MANAGEMENT SPENDING
- BUSINESS TENANT SPENDING
- CAPITAL PROJECT SPENDING
- COMMERCIAL VISITOR SPENDING
- GENERAL AVIATION VISITOR SPENDING
- AIRPORT-SUPPORTED EMPLOYEE SPENDING

ECONOMIC IMPACTS FROM COMMERCIAL AIRLINE FUNCTIONS



17,167 JOBS



\$746 M ANNUAL PAYROLL




\$760 M ANNUAL SPENDING



\$1.5 B ANNUAL ECONOMIC ACTIVITY

INCREASES IN ANNUAL STATEWIDE ECONOMIC IMPACTS



	2013	2020
EMPLOYMENT	12,268	21,974
PAYROLL	\$526.4M	\$941.7M
ECONOMIC ACTIVITY	\$1.4B	\$2.0B
LOCAL/STATE SALES TAX REVENUE	\$55.0M	\$87.7M
COMMERCIAL AIRLINE IMPACTS	\$1.0B	\$1.5B

