

Transportation Commission

Meeting Information and Documents



May 15-16, 2024



Mark Gordon
Governor

Wyoming Transportation Commission

5300 Bishop Boulevard
Cheyenne, Wyoming 82009-3340

Susan Holmes, Chairwoman
(307) 777-4007



Darin J. Westby, P.E.
Director

May 10, 2024

MEMORANDUM

TO: Wyoming Transportation Commission Members
FROM: Caitlin Casner, Transportation Commission Secretary
SUBJECT: May 2024 Transportation Commission

Following are details about your May 15-16, 2024 Commission meeting.

May 15

1:00 p.m. Department Reports-WYDOT University
Topic: Director's Report, Highway Patrol, Aeronautics, and Chief Technology Officer's Monthly Reports
3200 Elk Street, Rock Springs
Attire is Business Casual.
<https://us02web.zoom.us/j/81296025320>

6:00 p.m. Commission Dinner with Wyoming Trucking Association
1675 Sunset Drive, Rock Springs
Attire is Casual.
No official business is to be discussed at this function.
Please contact the Commission Secretary for more information.

May 16

8:30 a.m. Tour of Local Projects
Tour will depart from 3200 Elk Street, Rock Springs
Attire is Business Casual.
Please contact the Commission Secretary for more information.

10:45 a.m. Wyoming Trucking Association Panel Discussion with Director Westby
1675 Sunset Drive, Rock Springs
Attire is Business Casual.

12:30 p.m. Business Meeting-WYDOT University, I-80 Room
3200 Elk Street, Rock Springs
Attire is Business Casual.
<https://us02web.zoom.us/j/81296025320>

Enclosed are the following meeting materials:

- Business meeting agenda
- Highway Patrol Report
- Aeronautics Report
- Chief Technology Officer Report
- April 17-18, 2024 Business Meeting minutes
- Support Services Report
- Monthly Budget Report
- Procurement Services Bids
- Award of Highway Contracts
- May 2024 STIP Addendum

WYDOT's guest WiFi password for February is **17BelleFourche**.

Your room reservations are at the Holiday Inn, 1675 Sunset Dr., Rock Springs. All reservations are under your individual name.

Room charges will be direct billed to WYDOT. Please bring your Commission ID card with you. The Holiday Inn front desk may ask for it to verify your identity.

Enclosures

AGENDA

WYOMING TRANSPORTATION COMMISSION

May 15-16, 2024

Commission Business Meeting

Video conference link for all events:

<https://us02web.zoom.us/j/81296025320>

Webinar ID: 812 9602 5320

Pass Code: 278731

Wednesday, May 15

1:00 p.m

1. Director's Report
2. Highway Patrol Report
3. Aeronautics Report
4. Chief Technology Officer's Report
5. Presentation on Rock Springs/Green River Service Road
6. Public Comment

Thursday, May 16

8:30 a.m.

Tour of Local Projects

10:45 a.m.

Panel Discussion with Director Westby

The order of agenda is subject to change. The State of Wyoming supports the Americans with Disabilities Act. Anyone needing aid should contact the Transportation Commission at 307-777-4007. Every effort will be made for reasonable accommodations.

May 8, 2024

12:30 p.m.

7. Pledge of Allegiance
8. Changes/Additions to Agenda
9. Minutes
 - A. April 17-18, 2024 Business Meeting
 - B. April 18, 2024 Executive Session
10. Correspondence
11. Support Services Report
12. Chief Financial Officer's Report
 - A. Monthly Budget Report
 - B. Award of Procurement Services Bids
13. Chief Engineer's Report
 - A. Engineering and Planning Report
 - i) Award of Highway Contracts
 - ii) May 2024 STIP Addendum
 - B. Operations Report
14. June 2024 Business Meeting
15. General Matters
 - A. Legislator Comments
 - B. Commissioner Comments
 - C. July 2024 Meeting
 - D. August 2024 Meeting
16. Executive Session
**Executive Session may be held at any point during this meeting in regards to any agenda item.*
17. Adjourn

The order of agenda is subject to change. The State of Wyoming supports the Americans with Disabilities Act. Anyone needing aid should contact the Transportation Commission at 307-777-4007. Every effort will be made for reasonable accommodations.

May 8, 2024



COLONEL TIM CAMERON
Administrator

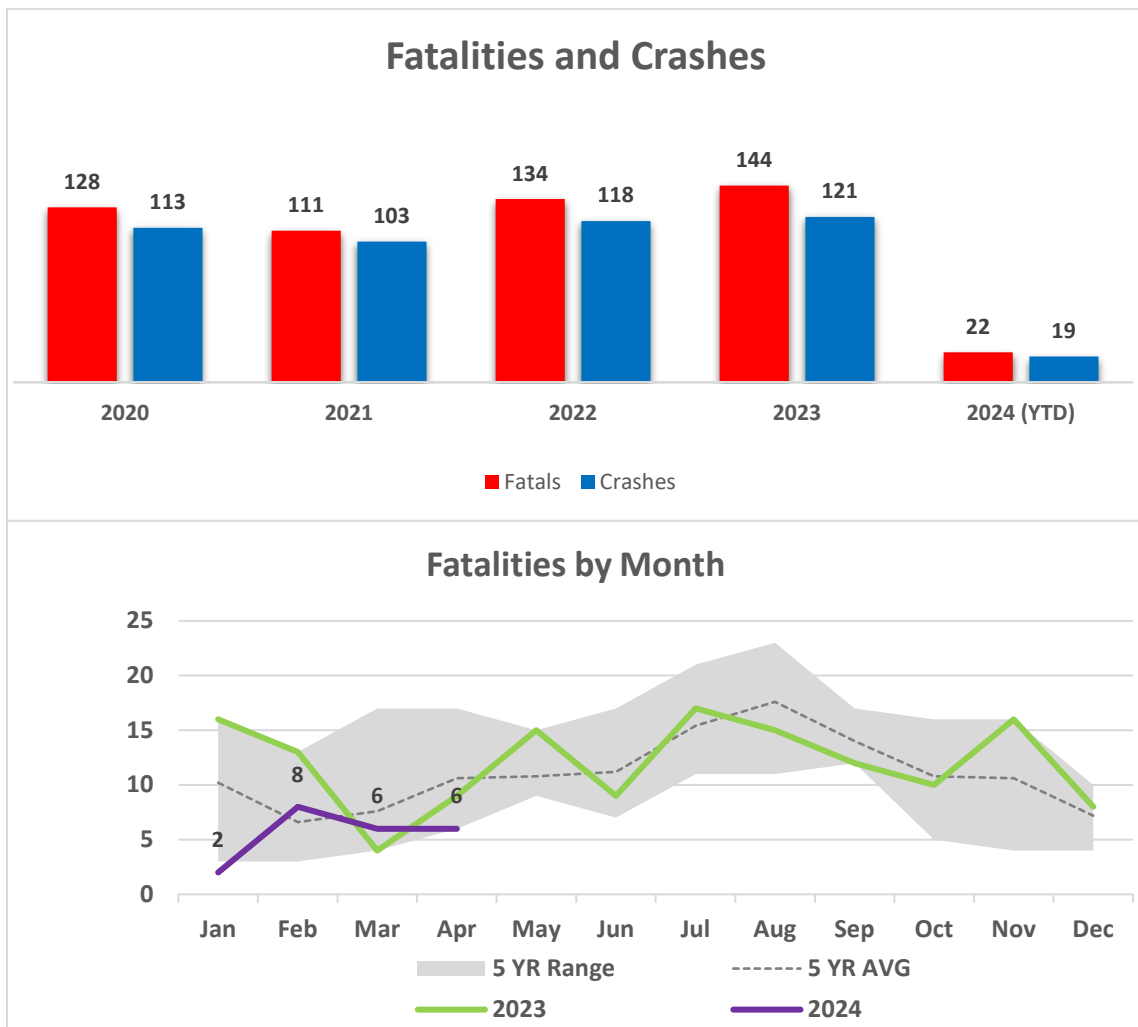
MARK GORDON
Governor
DARIN J. WESTBY, P.E.
Director, WYDOT

MEMORANDUM

TO: Wyoming Transportation Commission Members
FROM: Colonel Tim Cameron, Administrator
DATE: May 3, 2024
SUBJECT: WHP Fatal & Crash Summary Report through April 30, 2024.

1. Fatality Summaries

* Numbers reported at time of report, final numbers may change.



1.1 Total Number of Deaths in Type of Crash

Type of Crash	April 2024 Totals	April 2023 Totals	2024 Yearly Total (YTD)
Rollover	5	4	8
Multi-vehicle	0	2	10
Fixed Object	0	0	0
Motorcycle	1	0	3
All Terrain Vehicle	0	0	0
Snowmobile	0	0	0
Pedestrian	0	3	1
Bicyclists	0	0	0
Commercial**	0	4	4

**Number not included in total deaths (sub crash data).

1.2 Alcohol/Drug Related Deaths by Type of Crash

Type of Crash	April 2024 Totals	April 2023 Totals	2024 Yearly Total (YTD)	% of Impaired Involved Deaths by Crash Type 2024
Rollover	4	2	5	63%
Multi-vehicle	0	0	2	20%
Fixed Object	0	0	0	0%
Motorcycle	0	0	0	0%
All Terrain Vehicle	0	0	0	0%
Snowmobile	0	0	0	0%
Pedestrian	0	1	0	0%
Bicyclists	0	0	0	0%
Commercial***	0	0	0	

***Number not included in total deaths (sub crash data).

1.3 Alcohol/Drug Related Crashes and Deaths****

	April 2024 Totals	April 2023 Totals	2024 Yearly Total (YTD)
Crash	4	2	6
Death	4	2	7
Non-Restraint Use	4	2	7

****Not all chemical tests available at time of report.



1.4 Non-Use of Occupant Restraint Deaths

Type of Crash	April 2024 Totals	April 2023 Totals	2024 Yearly Total (YTD)
Rollover	4	4	7
Multi-vehicle	0	1	3
Fixed Object	0	0	0

1.5 Resident vs. Non-Resident Deaths - Failing to Use Proper Restraints

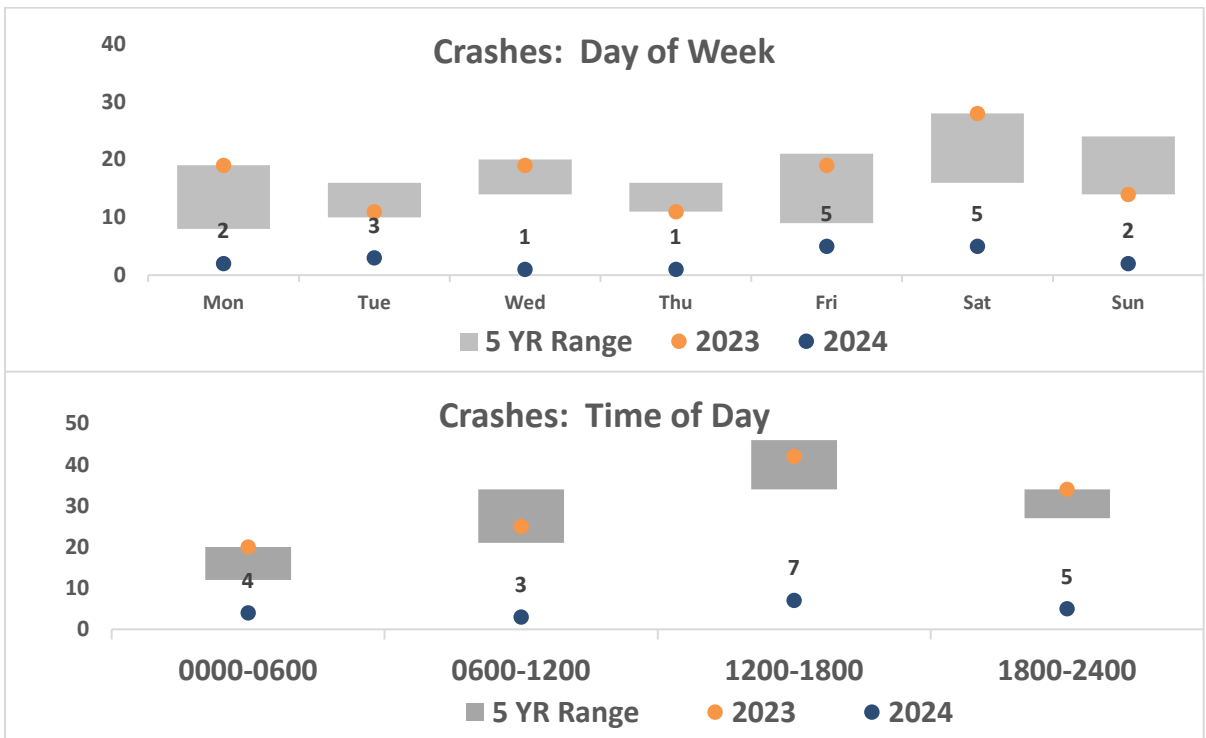
	April 2024 Totals	April 2023 Totals	2024 Yearly Total (YTD)
Resident	4	3	9
Non-Resident	0	2	1

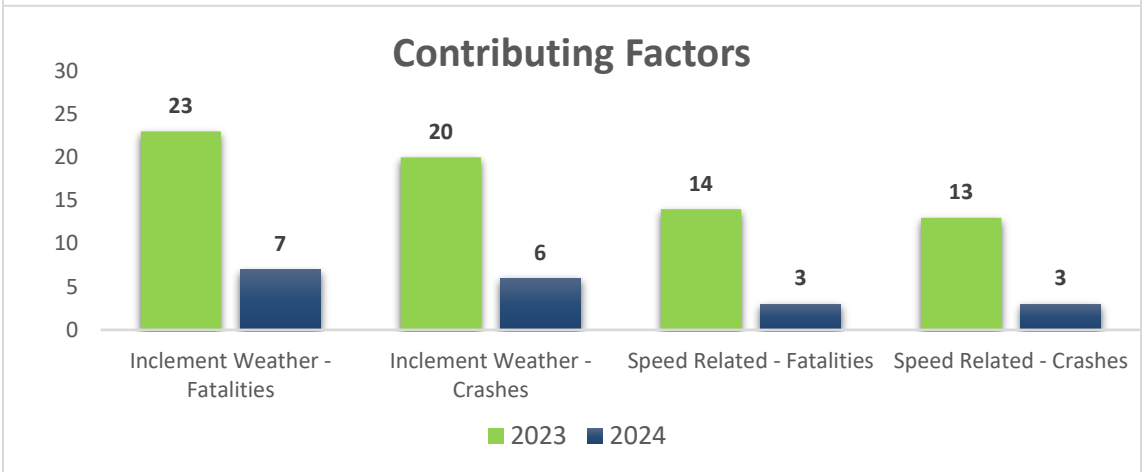
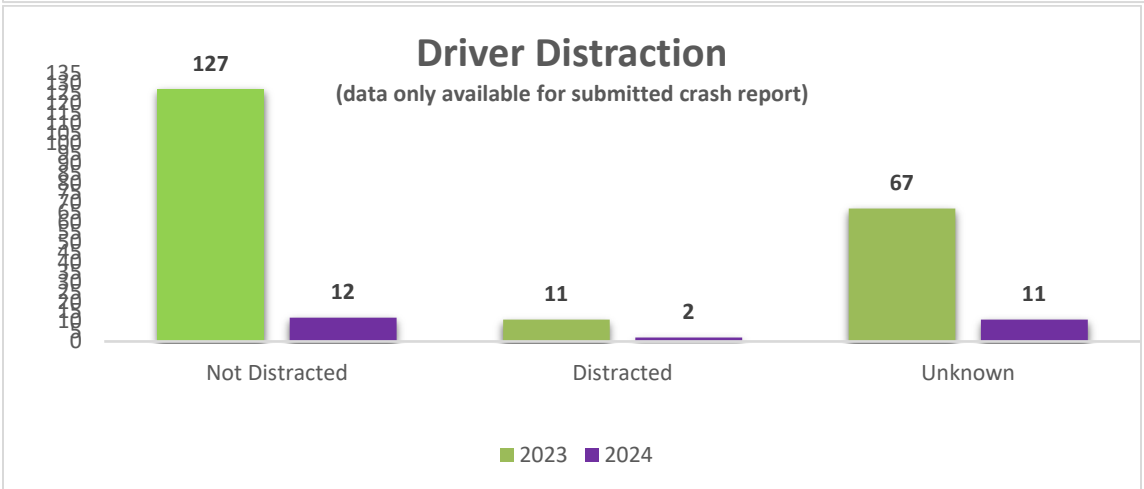
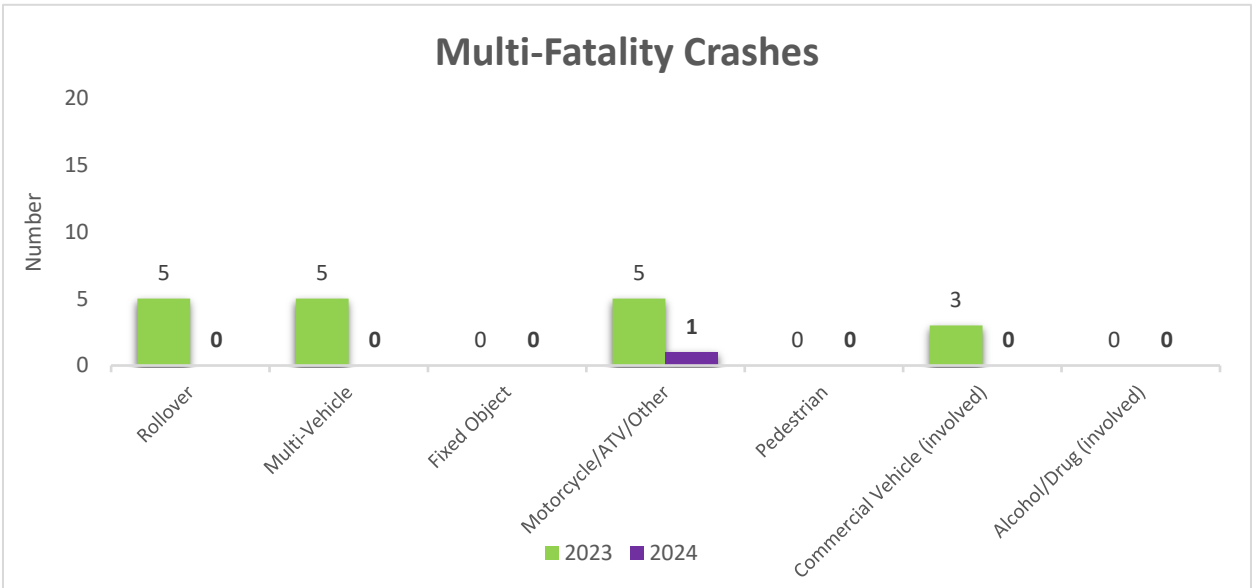
1.6 Deaths Under the Age of 21

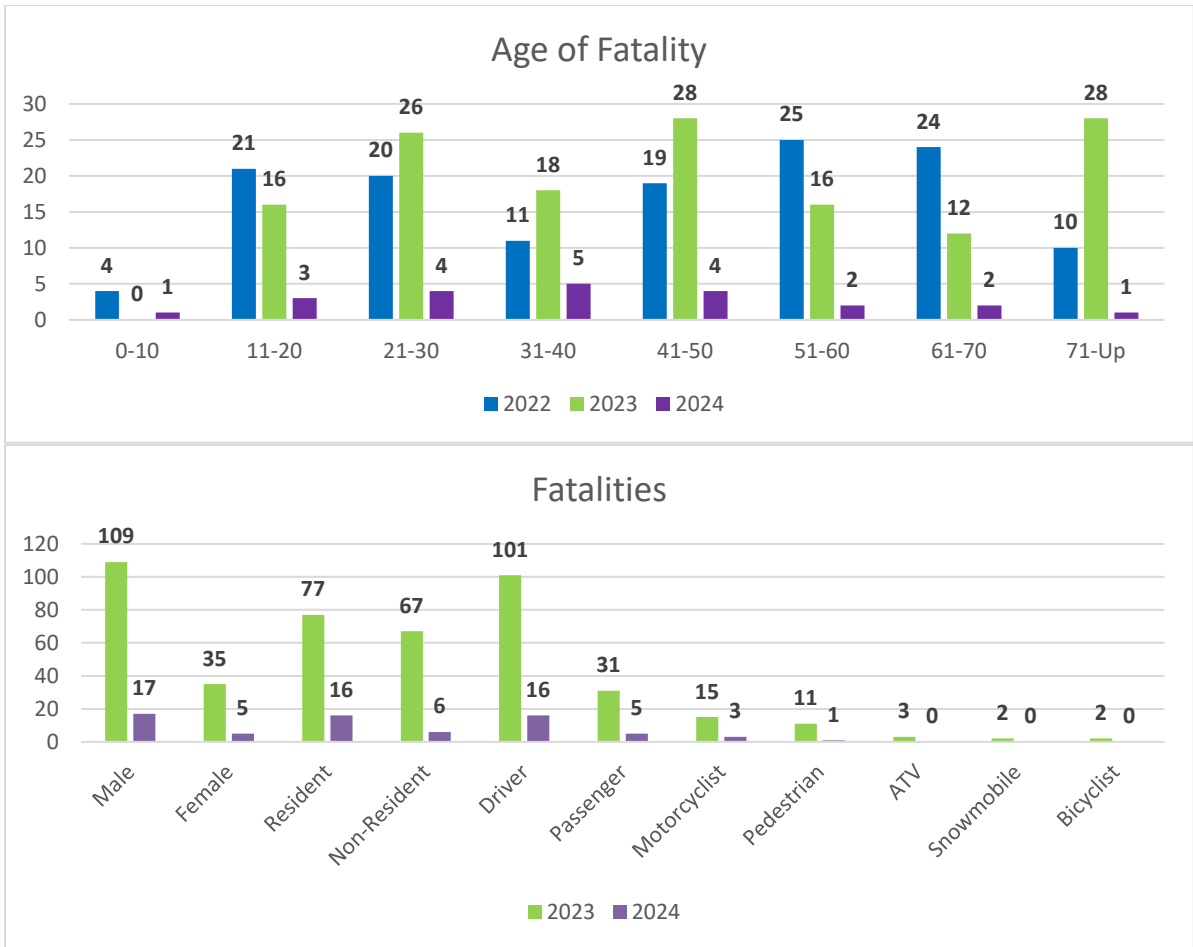
	April 2024 Totals	April 2023 Totals	2024 Yearly Total (YTD)
20 Years and Younger	2	0	4
Failed to Use Proper Restraints	0	0	0

1.7 Location of Fatal Crashes

Interstate Highway	Primary/Secondary Highway	City/County/Other Road
5	9	5







2 Additional Data

- 88% of people dying in rollover crashes were not wearing seat belts.
- 30% of people dying in multi-vehicle crashes were not wearing seat belts.
- 0% of people dying in fixed object crashes were not wearing seat belts.
- 73% of fatalities this year have been drivers.
- 23% of fatalities this year have been passengers.
- 75% of residents who died were not wearing seat belts (when available).**
- 17% of non-residents who died were not wearing seat belts (when available).
- 32% of fatalities involved alcohol and/or drug impairment.

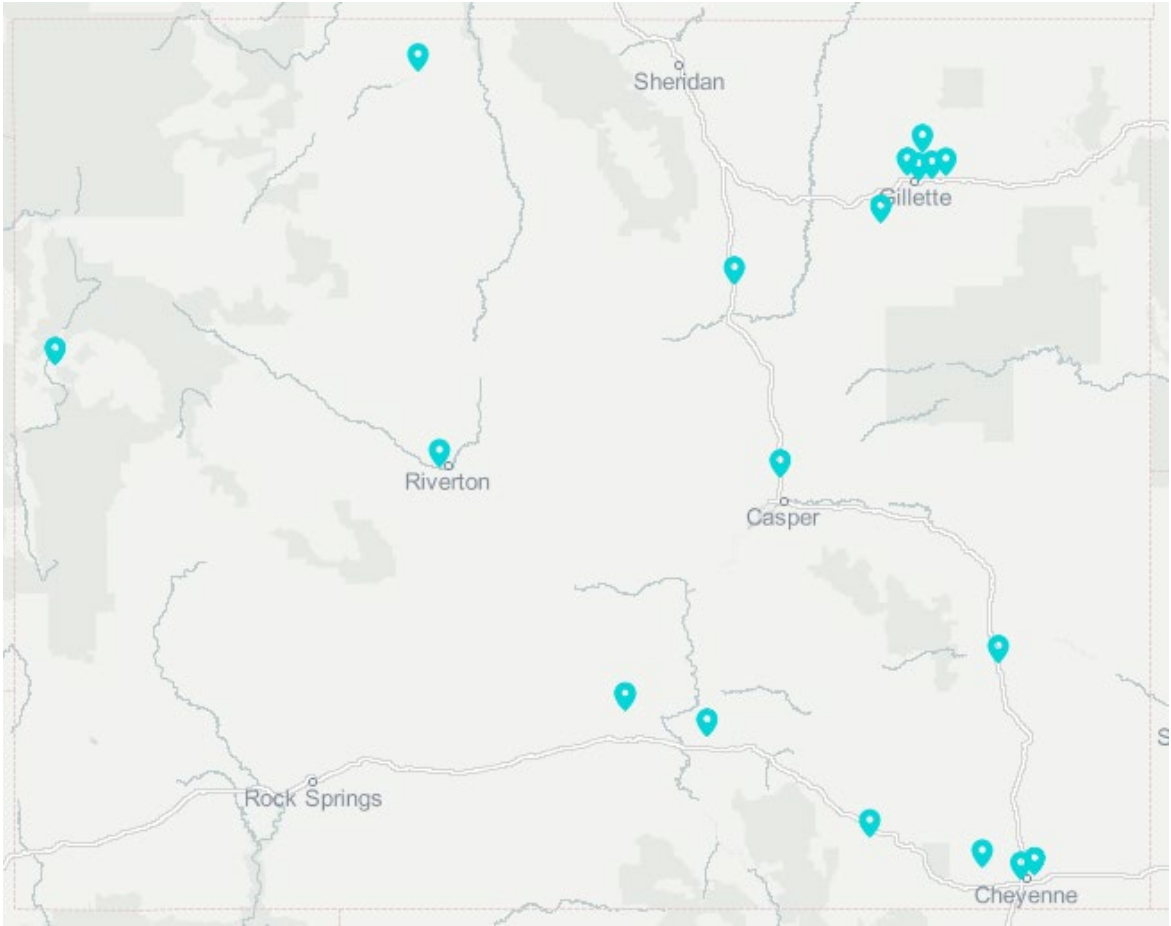
3 Patrol Investigated Crash Summary

Total of Patrol Investigated Crashes	2024 (YTD)*	2023 YTD	Yearly 2023	Yearly 2022
Crashes Investigated	1,586	2,372	5,917	6,038
Commercial Vehicles Involved – Total**	642	1,062	1,919	1,854

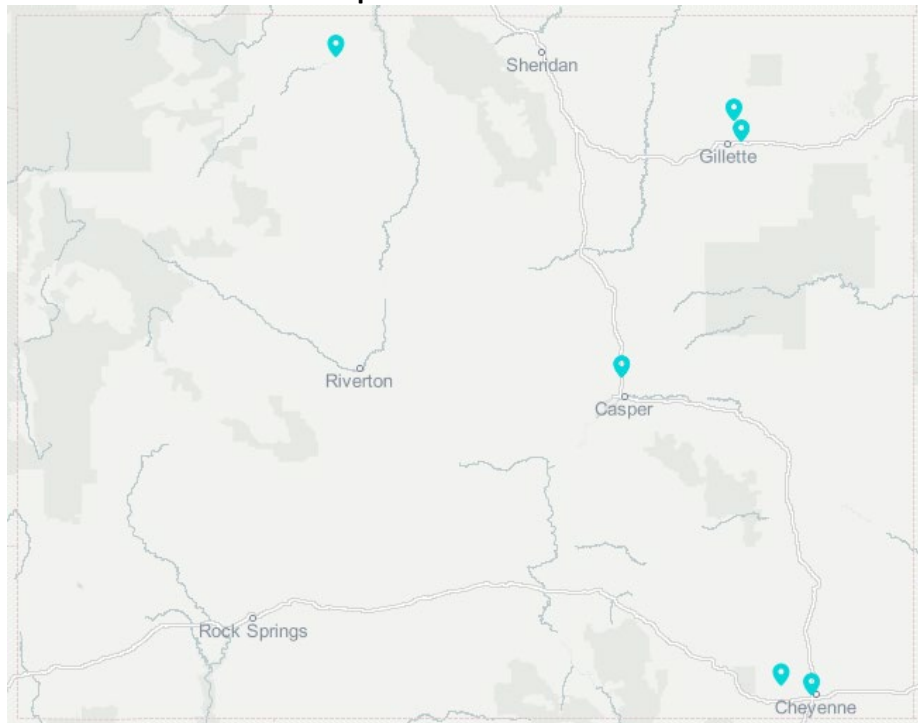
*Does not contain all crashes worked to date, some reports still pending.

**Total number of commercial vehicles involved. Some crashes could contain multiple commercial vehicles.

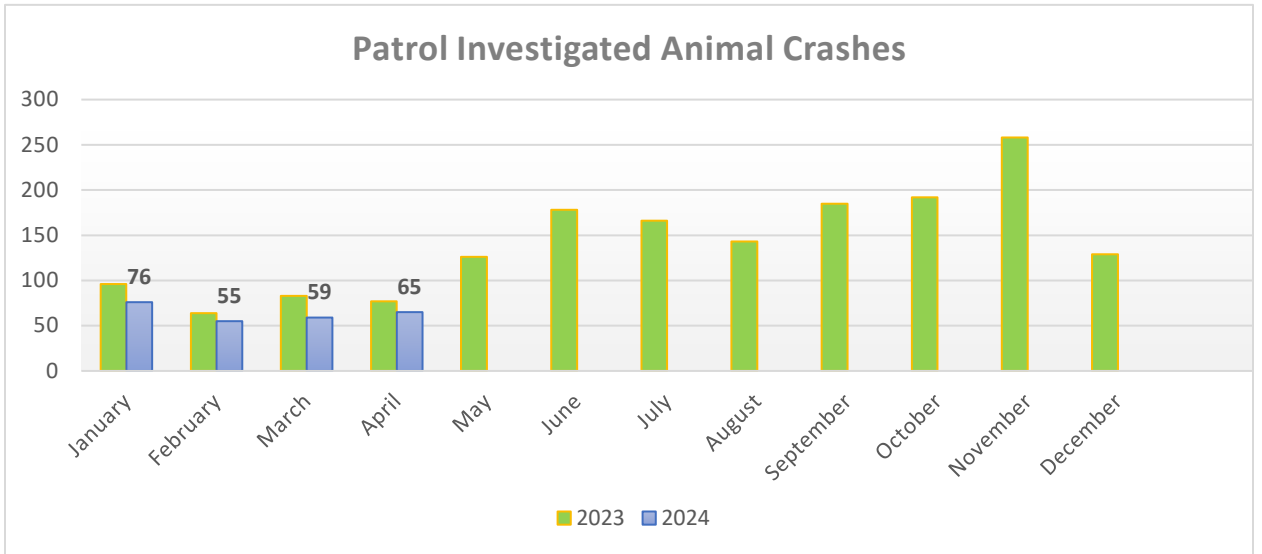
2024 (YTD) Crash Locations



April Crash Locations



Date of crash ↓	Route	Milepost	Number Of Parties	Commercial Vehicle	Protective Equipment	Residency	Number Of Vehicles
4/30/2024	WY 32	107.9	Fatalities - 1	-	Seat Belt in Use - No	WY	1
4/20/2024	BYPASS RD	.2	Fatalities - 1, Injured - 1	-	Seat Belt in Use - No	WY	1
4/19/2024	I 25 / US 87	9	Fatalities - 1, Injured - 1	-	Seat Belt in Use - Yes	NE	1
4/17/2024	WY 51	131	Fatalities - 1	-	Seat Belt in Use - No	WY	1
4/13/2024	I 25 / US 87	195.5	Fatalities - 1	-	Seat Belt in Use - No	WY	1
4/5/2024	HAPPY JACK WY 210	15	Fatalities - 1	-	Helmet in Use - No	WY	1



cc: Director Darrin Westby, Wyoming Department of Transportation
 Executive Staff Members, Wyoming Department of Transportation
 Lieutenant Colonel Josh Walther, Operations Commander
 Major James Thomas, Field Operations Commander
 Major Karl Germain, Support Services Commander
 Captain Tom Pritchard, Professional Standards and Conduct/Executive Protection
 File



Mark Gordon
Governor

WYOMING Department of Transportation

"Provide a safe and effective transportation system"

5300 Bishop Boulevard, Cheyenne, Wyoming 82009-3340



Darin J. Westby, P.E.
Director

Memorandum

Date: April 30, 2024

To: The Wyoming Transportation Commission

Via: Brian Olsen, Administrator, WYDOT Aeronautics Division

From: Bruce Witt, Flight Operations Manager, WYDOT Aeronautics Division

Subject: Aeronautics Flight Operations Passenger Summary Report for April, 2024 and
Fiscal Year To Date Report

The attached Aircraft Passenger Summary Report delineates the passenger loading and charges for the month of April, 2024 by Department. It provides a summary of this data as well as an individual breakdown for WYDOT.

Also attached is the Fiscal Year To Date report for Fiscal Year 2023 and Fiscal Year 2024.

WYDOT AERONAUTICS

Aircraft Passenger Summary Report

04/01/24 - 04/30/24

Summary of Charges By All Departments

Name/Department	No. Legs	No. Pax	Total Charges
001 - GOVERNOR	11	35	\$5,781.40
003 - STATE AUDITOR	5	5	\$525.22
004 - STATE TREASURER	5	5	\$525.22
005 - DEPARTMENT OF EDUCATION	5	5	\$525.22
045 - WYDOT	20	89	\$16,530.00
052 - BOARD OF MEDICINE	8	18	\$6,697.50
060 - STATE LANDS/FORESTRY	3	6	\$480.44
TOTALS	57	163	\$31,065.00

Aircraft used in this report:

N101WY
N102WY

CITATION
CITATION

WYDOT AERONAUTICS

Aircraft Passenger Summary Report

04/01/24 - 04/30/24

Department: 045 - WYDOT

Date	Aircraft	From	To	Charge
04/02/24	N102WY	CHEYENNE, WY	CASPER, WY	
			Total Charges This Leg:	712.50
04/02/24	N102WY	CASPER, WY	GILLETTE, WY	
			Total Charges This Leg:	427.50
04/02/24	N102WY	GILLETTE, WY	CHEYENNE, WY	
			Total Charges This Leg:	855.00
04/03/24	N102WY	CHEYENNE, WY	ROCK SPRINGS, WY	
			Total Charges This Leg:	997.50
04/03/24	N102WY	ROCK SPRINGS, WY	THERMOPOLIS, WY	
			Total Charges This Leg:	712.50
04/03/24	N102WY	THERMOPOLIS, WY	CHEYENNE, WY	
			Total Charges This Leg:	855.00
04/17/24	N102WY	CHEYENNE, WY	EVANSTON, WY	
			Total Charges This Leg:	1425.00
04/17/24	N102WY	EVANSTON, WY	THERMOPOLIS, WY	
			Total Charges This Leg:	1282.50
04/17/24	N102WY	THERMOPOLIS, WY	SHERIDAN, WY	
			Total Charges This Leg:	570.00
04/17/24	N102WY	SHERIDAN, WY	GILLETTE, WY	
			Total Charges This Leg:	570.00
04/17/24	N102WY	GILLETTE, WY	CHEYENNE, WY	
			Total Charges This Leg:	855.00
04/18/24	N101WY	CHEYENNE, WY	EVANSTON, WY	
			Total Charges This Leg:	1425.00
04/18/24	N101WY	EVANSTON, WY	THERMOPOLIS, WY	
			Total Charges This Leg:	855.00
04/18/24	N101WY	THERMOPOLIS, WY	SHERIDAN, WY	
			Total Charges This Leg:	570.00
04/18/24	N101WY	SHERIDAN, WY	GILLETTE, WY	
			Total Charges This Leg:	427.50
04/18/24	N101WY	GILLETTE, WY	CHEYENNE, WY	
			Total Charges This Leg:	997.50
04/28/24	N102WY	CHEYENNE, WY	CASPER, WY	
			Total Charges This Leg:	712.50
04/28/24	N102WY	CASPER, WY	POWELL, WY	
			Total Charges This Leg:	712.50
04/28/24	N102WY	POWELL, WY	SHERIDAN, WY	
			Total Charges This Leg:	570.00
04/28/24	N102WY	SHERIDAN, WY	CHEYENNE, WY	
			Total Charges This Leg:	997.50

WYDOT AERONAUTICS
Aircraft Passenger Summary Report
04/01/24 - 04/30/24

Totals for Department: 045 - WYDOT

	No.	No.	Total
045 - WYDOT	Legs	Pax	Charges
	20	89	\$16,530.00

WYDOT AERONAUTICS

Aircraft Passenger Summary Report

Fiscal Year To Date

Summary of Charges By All Departments

<u>Federal Fiscal Year 2024 To Date (October - April)</u>			
Name/Department	No. Legs	No. Pax	Total Charges
001 - GOVERNOR	64	207	\$45,293.89
003 - STATE AUDITOR	5	5	\$525.22
004 - STATE TREASURER	5	5	\$525.22
005 - DEPARTMENT OF EDUCATION	9	9	\$1,147.47
007 - ADJUTANT GENERAL	5	21	\$2,119.75
010 - AGRICULTURE	6	26	\$5,391.25
020 - DEQ	10	16	\$6,840.00
039 - WILDLIFE/NAT RES TRUST	4	4	\$437.69
040 - GAME & FISH	6	8	\$1,620.45
045 - WYDOT	138	425	\$105,125.54
048 - HEALTH	3	3	\$570.00
049 - FAMILY SERVICES	5	5	\$878.75
052 - BOARD OF MEDICINE	16	36	\$12,967.50
055 - OIL & GAS COMM	6	22	\$3,847.50
060 - STATE LANDS/FORESTRY	3	6	\$480.44
063 - GOV RESIDENCE	2	2	\$1,282.50
066 - TRVL & TOURISM	16	52	\$16,735.50
067 - UW	32	59	\$45,572.20
080 - CORRECTIONS	2	2	\$308.75
085 - WYO BUSN CNCL	11	53	\$19,193.50
101 - SUPREME COURT	21	45	\$16,688.75
201 - LEGIS SVC OFFICE	2	4	\$1,181.26
WY090 - WYOMING ENERGY AUTHORITY	3	3	\$1,638.75
TOTALS October 2023 - April 2024	374	1,018	\$290,371.88

<u>Federal Fiscal Year 2023 (October - April)</u>			
Name/Department	No. Legs	No. Pax	Total Charges
001 - GOVERNOR	56	173	\$59,342.32
002 - SECRETARY OF STATE	2	2	\$661.24
003 - STATE AUDITOR	2	2	\$671.78
007 - ADJUTANT GENERAL	5	20	\$2,434.42
010 - AGRICULTURE	4	18	\$2,992.50
020 - DEQ	28	58	\$20,805.00
024 - PARKS & CULT RES	2	2	\$671.78
039 - WILDLIFE/NAT RES TRUST	1	1	\$118.75
040 - GAME & FISH	16	45	\$16,329.23
045 - WYDOT	100	347	\$104,812.95
055 - OIL & GAS COMM	10	32	\$6,840.00
063 - GOV RESIDENCE	2	4	\$1,852.50

WYDOT AERONAUTICS

Aircraft Passenger Summary Report

Fiscal Year To Date

066 - TRVL & TOURISM	6	29	\$8,315.00
067 - UW	44	104	\$61,782.02
077 - ENTERPRISE TECH SERV	1	1	\$356.25
085 - WYO BUSN CNCL	3	3	\$1,028.03
101 - SUPREME COURT	12	68	\$10,830.00
TOTALS October 2022 - April 2023	294	909	\$299,843.77

Aircraft used in this report:

N101WY	CITATION	
N102WY	CITATION	

April 2024



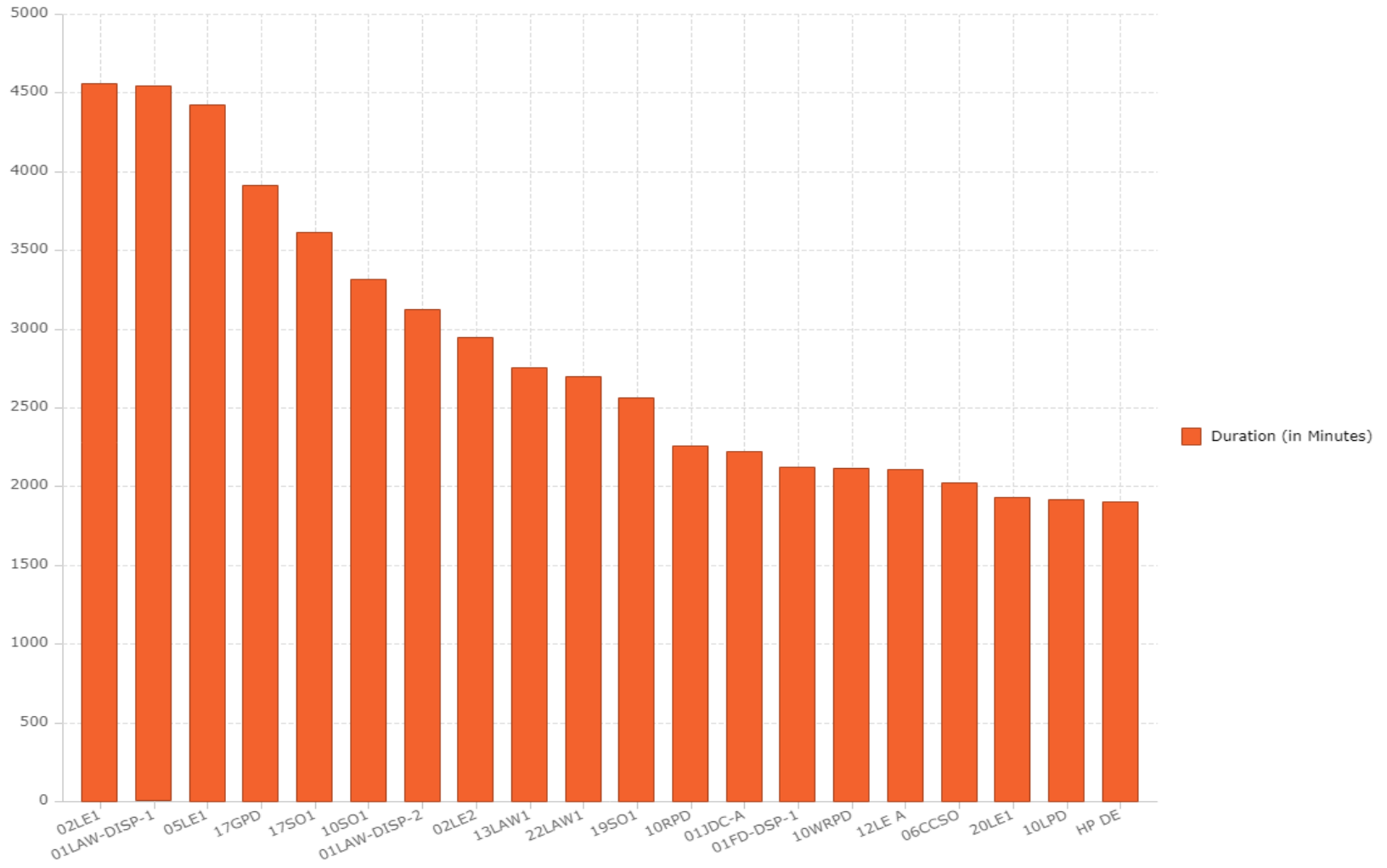
SYSTEM STATISTICS

MONTH	PTTs	AIRTIME (minutes)
February '24	1,705,733	144,420.58
March '24	1,733,790	145,466.45
April '24	1,659,762	137,316.95

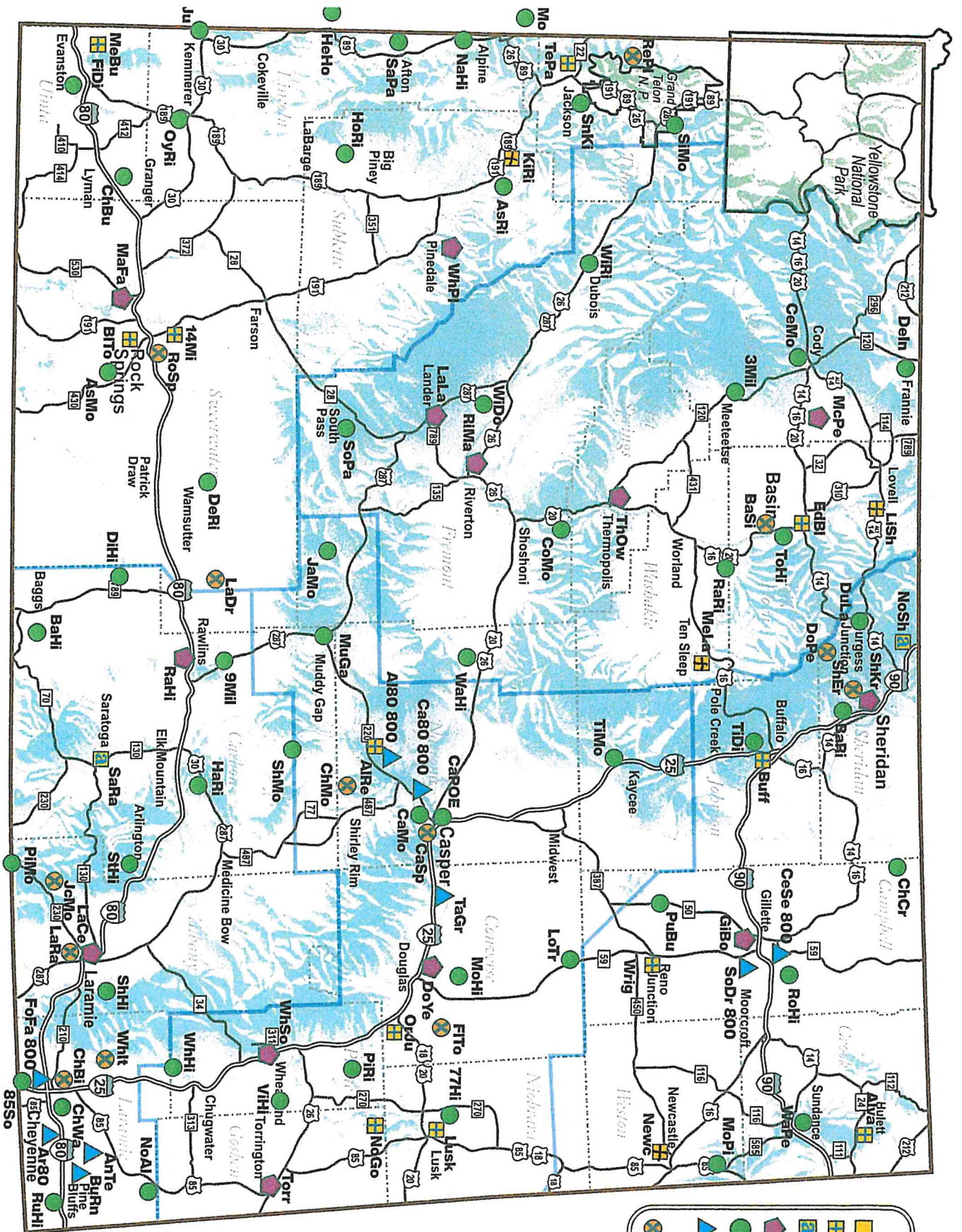
SYSTEM STATISTICS 1 YEAR AGO

MONTH	PTTs	AIRTIME (minutes)
February '23	1,703,592	151,453.6
March '23	1,711,335	147,569.5
April '23	1,641,842	140,986.7

TOP 20 TALKGROUPS



WyOLink Local Towers and Locations Site Map



KEY

- New Sites
- New Sites On Line
- New Sites w/ ARPA funds
- PCE Sites In Service
- Core Sites In Service
- ▲ 800MHz Locally Owned Sites In Service
- ▲ Microwave Only



TRANSPORTATION COMMISSION OF WYOMING

The Transportation Commission of Wyoming met via Zoom and in person April 17-18, 2024 in Cheyenne. Chair Holmes convened the meeting at 1:30 p.m. on April 17th and 8:30 a.m. on April 18th. The following members were present both days, constituting a quorum.

Chair Susan Holmes, Sheridan
Vice Chair Jon Dolezal, Evanston
Commissioner Micheal Baker, Thermopolis
Commissioner Patrick Crank, Cheyenne
Commissioner Mark Hughes, Sundance
Commissioner Brandt Lyman, Rock Springs
Commissioner Jim Willox, Douglas
Commission Secretary Caitlin Casner
Director Darin J. Westby

Others present and participating in the meeting: Dennis Byrne, Chief Financial Officer (CFO); Mark Gillett, Chief Engineer; Tom DeHoff, Assistant Chief Engineer, Operations; Dave Sheppard, HDR, Inc.; Todd Mattson, HDR, Inc.; Keith Fulton, Assistant Chief Engineer, Engineering and Planning; Nathan Smolinski, Chief Technology Officer; MacKenzie Sewell, Assistant Attorney General; Brian Olsen, Aeronautics Administrator; Mariah Johnson, Aeronautics; Jim Boyd, Training Services; Rodney Freier, Budget Program Manager; Doug McGee, Public Affairs; Jordan Young, Public Affairs; Taylor Rossetti, Support Services Administrator; Richard Duran, Federal Highway Administration; John Davis, Management Services Manager; Nicholas Gronski, Procurement Services Manager; Justin Huntley, Facilities Program Manager; Sara DiRienzo, Transportation, Wildlife, and Gaming Policy Advisor to Governor Gordon; Senator Stephan Pappas; Kelli Little, Association of General Contractors-Wyoming (AGC-WY); Representative Kevin O'Hearn; Susan Elliott, Executive Assistant; Kimberly Chapman, Public Safety Communications Commission and Aeronautics Commission Secretary.

April 17, 2024

3. Mr. Rossetti presented the Support Services Report.

Director Westby reported on a recent job fair held at the Capitol, which seemed to be well attended. Mr. Rossetti added that job fairs have been held in other locations, and will update on the success of these events at a later date.

WYDOT University Overview: Mr. Boyd presented to the Commission regarding WYDOT University, including available learning topics, upcoming events, funding needs and allocations including per diem and travel costs, Individual Development Plans (IDPs), as well as employee onboarding, supervisor training, and the WY Lead Advancing Leaders Academy.

Employment Summary: WYDOT employed 1,847 personnel as of April 11, 2024, compared to 1,846 a month ago and 1,781 one year ago.

2. Highway Patrol Report: Mr. Rossetti presented the Fatal Crash Summary through March 31, 2024, which includes 13 fatal crashes involving 16 deaths. The fatalities include multi-vehicle crashes and commercial crashes.

There have been three fatal crashes deemed drug or alcohol related, resulting in two deaths through March 2024.

Of the 16 deaths this year, six were attributed to not using occupant restraints, rollover crashes, multi-car collisions, or fixed objects. Two perished that were under 21 years old.

Of the 13 fatal crashes so far this year, it is unknown whether 11 of those drivers had no distractions. Two drivers were distracted, and five were not.

Of the 13 fatal crashes that have occurred this year, four occurred on city/county roads, six occurred on primary/secondary highways, and three occurred on interstate highways.

The days of the week for fatal crashes in 2024 are as follows:

Sunday	2 crashes
Monday	2 crashes
Tuesday	2 crashes
Wednesday	0 crashes
Thursday	1 crash
Friday	3 crashes
Saturday	3 crashes

The times of day for fatal crashes in 2024 are as follows:

12:00 a.m. to 6:00 a.m.	3 crashes
6:00 a.m. to 12:00 p.m.	2 crashes
12:00 p.m. to 6:00 p.m.	6 crashes
6:00 p.m. to 12:00 a.m.	2 crashes

There were 1,266 patrol investigated crashes so far in 2024.

2. Mr. Olsen presented the Aeronautics Report, beginning with the March 2024 Aeronautics Flight Operations Passenger Summary Report.

Federal Update: Mr. Olsen reminded the Commission that the Fiscal Year 2024 appropriations have been approved, but because they were approved so late in the year, it has been a struggle to begin issuing grants. Mr. Olsen and staff are currently monitoring progress of the appropriations being made available so as to not miss anything during the upcoming construction season. Mr. Olsen advised the Congress is currently working on Fiscal Year 2025 appropriations as well as the FAA Reauthorization. The current Reauthorization runs through May 10, 2024. There has been discussion regarding the differences in the House and Senate versions. The House version tends to

favor smaller airports and general aviation, while the Senate version favors slightly larger airports and commercial service aspects of aviation. There are also differences over pilot training as well as some flights in and out of Reagan National. If the Reauthorization is not complete by May 10th, there may be a very short extension or the House and Senate may choose to revisit the issue at the end of the year, after elections.

Division and Airport Updates: Mr. Olsen advised that the Reno Air Races are still deciding on the city the Reno Air Races will be relocated to. The top three cities being considered are Casper, Wyoming, Pueblo, Colorado, and Roswell, New Mexico.

Division staff are finishing reviewing final contract documents to go out for bid. Some projects have already been released, and Aeronautics is starting to receive bids. Mr. Olsen is hopeful that WYDOT will receive FAA grants to fund projects.

The Aeronautics Commission will be meeting in Cody May 20-22, 2024 and will tour all of the airports in the Big Horn Basin. Mr. Olsen stated that during travel meetings for the Aeronautics Commission, members try to interact with local airports to discuss vision, ongoing projects, and any issues or challenges they may face.

Air Service News: Load factors in Wyoming in March have increased from seasonal lows, which were seen in January and February. Gillette ended the month at 82%, which is very good for March. Cheyenne, Rock Springs, Sheridan, and Rawlins all saw numbers above 75%. April bookings look to be at the same level as March, and advanced bookings for May and June look good as well.

Delta and United kicked off with first quarter earnings last week, and it appears that earnings are healthy. United experienced issues with the Boeing 737 MAX, which significantly decreased earnings. These increased numbers are revealing a healthier industry, and air fares increases are slowing compared to previous years. The average U.S. fare over the last three quarters dropped three to four percent year over year.

Air Service: Mariah Johnson presented to the Commission regarding the Air Service Enhancement Program, traffic and funding levels, local match and growth levels, benefits, the Capacity Purchase Agreement (CPA), tax revenues received through air service in Wyoming, and data accuracy and reporting when evaluating Wyoming air service. Also discussed were the ramifications of an airport closing due to loss of service or changes in service, including the Transportation Service Administration pulling out of the location.

4. Chief Technology Officer's Report: Mr. Smolinski presented the Chief Technology Officer's Report.

WyoLink: Mr. Smolinski summarized the WyoLink map provided to the Commission and briefly described current projects. Mr. Smolinski also summarized the Top 20 talk groups, and advised that this information is constantly analyzed and there are no concerns at this time.

Mr. Smolinski highlighted a recent meeting with the Wyoming Association of Fire Marshals to go over bidirectional amplifiers, which is what allows WyoLink to work inside of buildings,

basements, and locations such as correctional facilities. This meeting also addressed code changes that can prevent WyoLink from working properly and continuing to be available.

Public Safety Communications Commission (PSCC): The PSCC will be visiting the AT&T First Net laboratories in Boulder on May 7th and 8th.

On April 22nd, Mr. Smolinski will be testifying before the Joint Corporations Committee regarding the Telecom Act as well as funding and eligibility.

Mr. Smolinski advised the Commission of current reporting issues that occur during 911 outages, including base requirements for outage notifications. WYDOT is also partnering with several other Wyoming entities regarding funding levels and 911 fees.

Blowovers: Mr. Smolinski reminded the Commission regarding recent changes in blower procedures, public education, and increasing incident reporting accuracy. It is anticipated that more accurate statistics will be available in calendar year 2024.

The meeting was adjourned by Chair Holmes at 3:36 p.m. on Wednesday, April 17, 2024.

April 18, 2024

5. Pledge of Allegiance: Chair Holmes led the attendees in the Pledge of Allegiance.

7A. March 20-21, 2024 Business Meeting Minutes: It was recommended by Secretary Casner, moved by Commissioner Baker and seconded by Commissioner Hughes to approve the March 20-21 Business Meeting minutes. The motion carried unanimously.

9A. Space Analysis: Mr. DeHoff introduced Dave Sheppard and Todd Mattson with HDR, Inc., who presented to the Commission regarding the recent WYDOT consolidated campus studies.

Mr. Mattson discussed planning objectives established at the beginning of the study as well as the consolidation of offsite programs and current usage of facilities by WYDOT. It is expected that any changes to facilities would improve employee safety and security as well as efficiency.

During the HDR study, offsite facilities were toured and evaluated and stakeholders were interviewed. Possible future construction sites and their pros and cons were also identified, and a reorganization of departments within existing facilities was suggested to increase floor utilization, consolidate departments, bring related workgroups together, and the separation of public and non-public areas.

Commissioners Crank and Lyman expressed concerns about the current lease at the Qwest building for the Transportation Management Center (TMC) and Highway Patrol dispatch. Mr. DeHoff addressed issues encountered in the current Qwest building and the fact that the building's management would like WYDOT to vacate by December 2026.

Senator Pappas suggested consulting the State Building Commission for procedures on moving forward and potentially assistance in obtaining an appropriation from the Legislature.

Commissioner Crank requested a cost benefit analysis and cost estimates regarding this project be presented to the Commission before a plan to move forward is approved. Mr. Crank also mentioned possibly renegotiating leases for more favorable terms. Transition and relocation costs and steps will also need to be presented to the Commission, as this has the potential to be disruptive to the WYDOT workforce.

Also discussed were growth factors for the next 20 years and the possibility of reducing the square footage per each full time employee. Mr. DeHoff also discussed updates needed, including HVAC, fire, electrical, and technological systems.

Mr. Sheppard presented to the Commission a cost summary, which included WYDOT Headquarter campus renovations, new construction, inflation factors, and escalation costs. Mr. Sheppard recommended that the Commission move forward with a level two architectural engineering plan.

Director Westby thanked HDR for their efforts for the consolidation study and emphasized the need for the Commission to take action on what has been presented at this meeting. Westby presented a possible path forward to the Commission, including coming back to the Commission at a later date with the requested additional data.

Commission recessed to break at 9:39 a.m.

Commission returned to public session at 9:45 a.m.

9B. Chapter 5 Rules Discussion: Mr. Davis presented the recommended updates and changes to the Chapter 5 rules.

It was recommended by Mr. Davis, moved by Commissioner, and seconded by Commissioner to adopt the changes to Chapter 5 rules and move them forward in the rule making process. The motion carried unanimously.

10. Director's Report: Director Westby reminded the Commission that the G. Clyde Larson award was recently presented to four employees in District 5. Chair Holmes, Commissioner Baker, Sara DiRienzo from the Governor's office, and several district employees attended the luncheon where the awards were presented. Fred Sherburne, Catarino Zapata, Craig Brown, and Logan Whipple were presented with plaques and a monetary reward, which came from the family of former Commissioner G. Clyde Larson. The four awardees assisted an individual with a medical emergency on Highway 14, and helped the Highway Patrol secure the scene and cleared a landing area for Life Flight to land. Westby thanked all involved, including District Engineer Pete Hallsten, who spoke very highly of the nominees and sent the nomination form to the Commission for consideration.

Westby summarized the recent employee town hall meetings. There were seven meetings across the state, and Westby considers the meetings to be very enlightening. During these meetings, Westby emphasized how impactful WYDOT as an agency is. Westby also discussed ways to increase desirability of public service, as well as the agency's Strategic Plan. There are three main focuses of the Strategic plan, which are employee recognition, retention, and recruitment, securing additional funding, and developing the WYDOT brand. Westby advised that the employees responsible for the Strategic Plan will begin meeting with individuals and departments to develop goals and metrics that align with the Plan.

During the town hall meetings, Westby also reminded employees that they are able to vote for individuals in the Legislature that represent their interests, which may include benefits and salary increases. Westby cautioned employees against lobbying, but encouraged them to advocate for themselves. The Employee Assistance Program (EAP) was also discussed, as well as the Wyoming Transportation Department Employee Association (WTDEA).

Commissioner Willox asked Mr. Westby if he felt that the town hall meetings provided more insight into the results of the Employee Satisfaction Survey. Westby stated that he did feel that more insight was provided on several employee concerns including the level of communication, as well as employee recognition needs and ways to increase satisfaction.

Mr. Westby advised that a legislative session summary will be made available to the Commission, which includes links to bills and more in-depth information about the most recent session.

Director Westby summarized the recent quarterly Director's Safety Review Board. This meeting occurs every quarter and provides updates on safety incidents. Westby is pleased with the continuing discussions between Headquarters and the districts to ensure that safety is a focus.

Mr. Westby explained that Wyoming had recently joined a lawsuit filed against a greenhouse gas carbon reduction plan. This plan was determined to be overreach by two Courts, and so at this time is not being pursued.

WYDOT has recently met with the Game and Fish regarding funding priorities and pursuing two different grants. Halleck Ridge and Dubois are the next projects on the priority list, and WYDOT hopes to gain the support of the local citizens and Tribes for the Dubois project.

Director Westby referenced a prior question from Commissioner Crank regarding wildlife project naming rights. At this time, this is allowed by the FHWA, but Westby will be working through questions regarding naming rights, including the length of the naming right as well as what donation dollar amount provides naming rights.

The Management Council recently met to establish interim legislative topics. When addressing the different committees, WYDOT will focus on educating the legislators about WYDOT, as well as funding history and future needs. Safety and improvements will also be emphasized, as well as the transition from preservation measures. Current topics such as gun free zones, peace officer

training, 911, housing policies, automobile industry minimum coverage, safety on the Reservation, and data ownership and technology will also be discussed with the relevant Committees.

In the coming weeks, WYDOT staff will be meeting with Game and Fish regarding a potential wildlife crossing north of Jackson. Staff will also be hosting the Western States Coalition Leadership Academy in Sheridan, where participants will present projects and finalize their time in the Academy.

Commissioner Crank asked Mr. Westby to update the Commission on the status of the electric vehicle/National Electric Vehicle Infrastructure (NEVI) program Request for Information (RFI). Westby advised that a Request for Proposal (RFP) is being drafted and interest has been expressed by companies to participate in the program. Commissioner Crank and Chair Holmes will be assisting in the development, review, and possible selection of NEVI proposals. Westby encouraged the Commission to contact Mr. Byrne or Mr. Gronski if they are interested in participating in future review and selection processes.

Mr. Crank asked Director Westby for a possible presentation on the construction of a frontage road between Rock Springs and Green River. Previous leadership of WYDOT was directed to study building this frontage road, and published a letter that stated building the road was not in Wyoming's best interest. Mr. Crank would like to discuss at a later time the pros and cons and estimated costs of building this proposed road. Senator Pappas suggested that the Commission visit the site of the proposed road while in Rock Springs for the Wyoming Trucking Association meeting.

Commission recessed to break at 10:43 a.m.

Commission returned to public session at 10:50 a.m.

11. Mr. Byrne presented the Chief Financial Officer's Report.

11A. Second Quarter Budget Revisions: Mr. Freier presented the second quarter budget revisions. It was recommended by Mr. Freier, moved by Commissioner Lyman, and seconded by Commissioner Dolezal to approve the second quarter budget revisions. The motion carried unanimously.

11B. Monthly Budget Report: Mr. Freier presented the monthly budget report. Overall, the budget report revealed that the Commission budget was 49 percent expended, and the legislative budget was 73 percent expended in Fiscal Year 2024.

11C. Award of Procurement Services Bids. It was recommended by Mr. Byrne, moved by Commissioner Willox, and seconded by Commissioner Hughes to move Bid Numbers 24-100NG, 24-103RE, 24-110RE, and Requisition 0000070745 to a consent list. The motion carried unanimously.

It was recommended by Mr. Byrne, moved by Commissioner Willox and seconded by Commissioner Dolezal to approve, by consent, the following bids and requisitions. The motion carried unanimously.

- Bid Number 24-100NG to furnish make up air units removal and replacement to the department located in Rock Springs. The bid was awarded to Vaughn's Plumbing and Heating Co. of Rock Springs, Wyoming, for the sum of \$347,950.00.
- Bid Number 24-103RE to furnish 40 new eight cubic yard stainless steel dump body for Class 8 tandem axle trucks to the department located in Cheyenne. The bid was awarded to Ameritech Equipment, Co. of Evansville, Wyoming, for the sum of \$703,080.00.
- Bid Number 24-110RE to furnish 40 new 13 foot self-unloading stainless steel abrasive spreaders to the department located in Cheyenne. The bid was awarded to Dukes A&W Enterprises, of Louisville, Kentucky, for the sum of \$854,320.00.
- Requisition 70745 to furnish safety portal and WIGLS annual maintenance, support, and hosting for use by the Department. The requisition was awarded to ITIS Corp. of Clovis, California, for the sum of \$209,260.00.

Mr. Byrne advised the Commission that the Procurement department will be reaching out to each individual Commissioner to gauge interest in participating in upcoming RFPs as well as comments and suggestions.

12. Chief Engineer's Report: Mr. Gillett updated the Commission regarding the Infrastructure Investment and Jobs Act (IIJA), including recent Notices of Funding Opportunities (NOFO). The first NOFO is for the prioritization process pilot program and is for Metropolitan Funding Organizations (MPOs). The purpose of the program is to develop a publicly accessible transparent data driven prioritization process for the ranking of software projects. This program provides up to \$10 million each fiscal year and over the life of IIJA is limited to \$2 million per award.

A Strategic Innovation for Revenue Collection Programs NOFO is also out. The purpose of this program is to test the feasibility of a road usage fee and other user based alternative revenue mechanisms to help maintain long term solvency of the Highway Trust Fund. This program provides up to \$15 million per fiscal year and is being made available for the first time. Due to the timing of the NOFO release, there is currently a balance of \$45 million available. The Strategic Innovation for Revenue Collection Programs is available to state and local governments, multi-jurisdictional groups, or any combination thereof.

Mr. Gillett advised the Commission that WYDOT recently received a \$1.5 Strengthening Mobility and Revolutionizing Transportation (SMART) grant, which will be used by the TMC to produce methods to collect real time work zone information and then disseminate that information back out to the traveling public. Mr. Gillett is optimistic that this project will enhance safety for employees and contractors.

The Promoting Resilient Operations for Transformative, Efficient, and Cost-saving Transportation Program (PROTECT) grant recipients were recently announced. WYDOT was not one of the recipients of this grant, which would have been used for a \$1.2 million purchase to install a new camera on the Photogrammetry and Surveys aircraft. However, the City of Laramie received a \$250,000 Reconnecting Communities pilot program grant to connect Laramie across I-80.

Mr. Gillett reminded the Commission that he and several other staff members attended the statewide crew leaders meetings in Casper. Mr. Gillett stated that the meeting was a success, with a well-planned out agenda of topics. Gillett thanked Marcus Anderson, State Maintenance Engineer, and his team for orchestrating and hosting this event.

Mr. Gillett advised that a lawsuit has been filed against WYDOT by McMillen Construction citing a breach of contract for differing site conditions concerning deer fence post hole excavation on the Dry Piney wildlife crossing project on US 189.

12Ai. Mr. Fulton presented the Engineering and Planning Report, beginning with the bid tabulations from the April 11, 2024 letting.

Federal Project NHPPI-I803153 to mill and overlay approximately 0.4 miles of reconstruction of eastbound lanes at Black Butte interchange; bridge rehabilitation at two structures (abutment and bridge deck repair with overlay); and bridge railing modifications at six locations on I-80 on both eastbound and westbound lanes for approximately 8.00 miles beginning at RM 130.00 between Rock Springs and Rawlins. Completion Date: June 30, 2026.

<i>Engineer's Estimate</i>	\$25,472,548.00	
McGarvin-Moberly Construction Co., Worland, WY	\$23,478,913.36	-7.8%
Avail Valley Construction-WY, LLC, Afton, WY	\$27,643,305.00	
Kilgore Companies, LLC dba Lewis & Lewis, Inc., Rock Springs, WY	\$28,052,353.20	

It was recommended by Mr. Fulton, moved by Commissioner Hughes and seconded by Commissioner Baker that McGarvin-Moberly Construction Co., of Worland, Wyoming, having prequalified in accordance with rules and regulations adopted by the Transportation Commission of Wyoming, be awarded the contract as the responsive low bidder. The motion carried unanimously. FHWA concurred with this decision.

Federal Projects STP-P591008, ARSCT-P591A03, ARSCT-P591A04, and STP-E-P591009 for full depth reclamation, milling, overlay, sidewalk, bridge rehabilitation (concrete repair, pedestrian railing, deck repair and epoxy overlay) and precast box culvert installation; traffic signal, flashing beacon and lighting installations; and utility (water main and sewer service) installation on approximately 6.80 miles at various locations on Main Street between the I-25 and I-90 interchanges in the City of Buffalo. Completion Date: October 31, 2025.

<i>Engineer's Estimate</i>	\$13,684,743.00	
Croell, Inc., Sundance, WY	\$17,153,079.57	25.3%
Simon Contractors, Cheyenne, WY	\$17,283,470.32	
Riverside Contracting, Inc., Missoula, MT	\$21,458,784.25	
Oftedal Construction, Inc., Casper, WY	\$21,898,254.50	

It was recommended by Mr. Fulton, moved by Commissioner Hughes and seconded by Commissioner Dolezal that Croell, Inc., of Sundance, Wyoming, having prequalified in accordance with rules and regulations adopted by the Transportation Commission of Wyoming, be awarded the contract as low bidder. The motion carried unanimously.

Federal Project STP-PM-B232018 for contract patching (mill and overlay) on approximately 24.99 miles at various locations in Transportation District 2. Completion Date: October 31, 2024.

<i>Engineer's Estimate</i>	\$6,190,301.00	
JTL Group, Inc. DBA Knife River, Cheyenne, WY	\$6,103,634.76	-1.4%
Croell, Inc., Sundance, WY	\$6,722,629.90	

It was recommended by Mr. Fulton, moved by Commissioner Lyman and seconded by Commissioner Dolezal that JTL Group, Inc. DBA Knife River of Cheyenne, Wyoming, having prequalified in accordance with rules and regulations adopted by the Transportation Commission of Wyoming, be awarded the contract as low bidder. The motion carried unanimously. FHWA concurred with this decision.

Federal Projects NHPP-N283012 for milling and overlay on approximately 5.50 miles on US 26 beginning at RM 50.707 between Torrington and the Nebraska State Line. Completion Date: July 31, 2025.

<i>Engineer's Estimate</i>	\$3,017,183.00	
Simon Contractors, Cheyenne, WY	\$2,648,382.80	-12.2%
McGarvin-Moberly Construction Co., Worland, WY	\$2,657,105.81	
Croell, Inc., Sundance, WY	\$2,733,283.00	
JTL Group, Inc. DBA Knife River, Cheyenne, WY	\$2,830,208.00	

It was recommended by Mr. Fulton, moved by Commissioner Willox and seconded by Commissioner Baker that Simon Contractors, of Cheyenne, Wyoming, having prequalified in accordance with rules and regulations adopted by the Transportation Commission of Wyoming, be awarded the contract as low bidder. The motion carried unanimously. FHWA concurred with this decision.

State Project SCP-TC-B243019 for contract patching (mill and overlay) on approximately 9.66 miles at various locations in Transportation District 3. Completion Date: October 31, 2024.

<i>Engineer's Estimate</i>	\$3,016,880.00	
Evans Construction Company, Jackson, WY	\$4,445,095.00	47.3%

It was recommended by Mr. Fulton, moved by Commissioner Lyman and seconded by Commissioner Baker to reject all bids and bring this project forward at a future date. The motion carried unanimously. *FHWA concurrence was not required as this is a state project.*

Federal Project HSIP-B242010 for guardrail and bridge rail upgrades (replacements) at various locations in Transportation District 2. Completion Date: November 30, 2024.

<i>Engineer's Estimate</i>	\$1,519,786.00	
S&L Industrial, Cowley, WY	\$1,467,062.80	-3.5%
K's Construction, Inc., Afton, WY	\$1,702,814.60	

It was recommended by Mr. Fulton, moved by Commissioner Baker and seconded by Commissioner Hughes that S&L Industrial, of Cowley, Wyoming, having prequalified in accordance with rules and regulations adopted by the Transportation Commission of Wyoming, be awarded the contract as low bidder. The motion carried. FHWA concurred with this decision. *Commissioner Crank declared a conflict and did not vote.*

Federal Project HSIP-B249023 for sign upgrades at various locations in Transportation Districts 3 and 5. Completion Date: October 31, 2024.

<i>Engineer's Estimate</i>	\$253,765.00	
S&L Industrial, Cowley, WY	\$161,355.00	-36.4%
TK3 LLC, Cody, WY	\$299,925.00	
Keyhole Technologies, LLC, Casper, WY	\$457,700.00	

It was recommended by Mr. Fulton, moved by Commissioner Willox and seconded by Commissioner Lyman that S&L Industrial, of Cowley, Wyoming, having prequalified in accordance with rules and regulations adopted by the Transportation Commission of Wyoming, be awarded the contract as low bidder. The motion carried. FHWA concurred with this decision. *Commissioner Crank declared a conflict and did not vote.*

Federal Project STP-GM-B244021 for pavement marking upgrades at various locations in Transportation District 4. Completion Date: October 31, 2024.

<i>Engineer's Estimate</i>	\$207,788.00	
S&L Industrial, Cowley, WY	\$169,169.00	-18.6%
Traffic Safety Services, Inc., Cheyenne, WY	\$244,466.00	
TK3 LLC, Cody, WY	\$272,372.00	

It was recommended by Mr. Fulton, moved by Commissioner Baker and seconded by Commissioner Hughes that S&L Industrial, of Cowley, Wyoming, having prequalified in accordance with rules and regulations adopted by the Transportation Commission of Wyoming,

be awarded the contract as low bidder. The motion carried. FHWA concurred with this decision. *Commissioner Crank declared a conflict and did not vote.*

12Aii. April FY 2024 State Transportation Improvement Program (STIP) Addendum: Mr. Fulton presented the April FY 2024 STIP Addendum.

It was recommended by Mr. Fulton, moved by Commissioner Willox and seconded by Commissioner Lyman to approve the April FY 2024 STIP addendum. The motion carried unanimously.

12Aiii. Commission Highway Design Projects Updates: Mr. Fulton provided status updates regarding projects I804276 Rawlins-Creston Junction/County Line East Eastbound Lanes and WL32304 Kemmerer South Crossing.

12B. Mr. DeHoff presented the Operations Report.

Mr. DeHoff thanked Jeff Mellor, Mike Callaway, Kadi Bradfield, Brent Kidsvater, and all of their team members for the Commissioner's sign shop and Traffic Operations Center tour. Mr. DeHoff will work with Mrs. Casner to possibly arrange a tour of the rigging shop at a later date.

Mr. DeHoff reminded the Commission that the maintenance supervisor conference was held the week of April 8th in Casper. There were over 200 attendees including WYDOT employees and external partners. Several breakout presentations were given throughout the conference, which were led by WYDOT employees, other state agencies, and external partners. Also during the conference, equipment challenges were held involving a loader, motor grader, backhoe, and skidsteer. Each district sent two employees per type of equipment and there was a competition with multiple tasks to accomplish. Director Westby and Mr. Gillett handed out awards to the equipment challenge winners. Mr. DeHoff also thanked Marcus Anderson and his staff for organizing the conference.

All Districts and programs are preparing their Fiscal Year 2025 budgets, which will be handed in to the Budget office on May 17th. Mr. DeHoff will meet with District and program staff regarding the proposed budgets.

Mr. DeHoff advised that staff is also completing PMI (Performance Measurement Instrument) evaluations, and final evaluations for the year will be given to employees soon.

Maintenance: There were some road closures due to snow in the last month, but at this time the snow removal is on track compared to the last five years. However, this could change depending on possible upcoming storms.

Crews are continuing to prepare equipment for summer operations, and are completing projects as weather permits.

There were no snow plow hits since the March 2024 Operations report. The total number of hits for this year is 13, compared to 25 last year.

Flooding: Mr. DeHoff will begin to update the Commission with flooding issues as they arise in the coming months. WYDOT team members are attending state and county meetings with Homeland Security and other emergency management services. During these meetings, snow pack is discussed as well as areas of concern and what can be done to prevent or mitigate any problems.

Highway 116 South: There has been an increase in damage along sections of Highway 116 South near Upton, due to increased hauling operations by many trucking companies. Several trucks weight 130,000 pounds and above, which is legal with a Class W permit. The District Engineer plans to place a weight restriction along this road, and on May 1st, letters will be sent out to all trucking companies informing them of this restriction. Staff has already contacted the Wyoming Trucking Association and the AGC-WYO to assist in spreading this information, as well as drafting press releases and digital message boards.

Maintenance crews will be patching this road as needed as a short term solution. For a long term solution, a mill and overlay project for road reconstruction is in the STIP.

Construction: Construction season has not officially begun, but there are 33 active projects across the state currently. There has been good progress due to favorable weather, but the contractors are careful to react to any changing conditions.

Traffic: Striping crews are finishing up winter maintenance on their trucks, but some crews have been out striping on days where there is an adequate temperature.

Electrical and sign crews are also completing projects as weather allows.

WYDOT continues to receive equipment, and should receive 60 trucks in the next six to eight months. The eighth and final rotary snow plow should be delivered to District 5 in the very near future.

Facilities: The Sundance rest area is currently closed, but should be opening in the next few days. All other facilities are open at this time.

Shirley Rim/Muddy Gap Housing: This project has gone out to bid and bids were opened on April 17th, but more information is not known at this time. Mr. DeHoff is hopeful that the housing will be in place in the Shirley Rim and Muddy Gap area by the coming winter, and that it will assist in recruitment efforts in that area. Several employees thanked Mr. DeHoff and the Commission for approving the new housing.

14A. Legislator Comments: Representative O'Hearn advised that the Commission should continue to analyze the proposed alternate route between Green River and Rock Springs, especially now that there are several businesses being established in that area. Senator Pappas reminded the

Commission of upcoming Legislative meetings, and encouraged Commissioners to attend any meetings they are able to.

Commission recessed to lunch at 11:58 a.m.

Commission returned to public session at 2:05 p.m.

Representative O'Hearn and Senator Pappas did not return to the meeting after lunch.

13. May 2024 Commission Meeting: Secretary Casner advised that the May 2024 meeting will be held in Rock Springs, in conjunction with the Wyoming Trucking Association annual meeting. Mrs. Casner will be in touch with all Commissioners to finalize travel and room arrangements.

14B. Commissioner Comments: Commissioner Baker advised that the Commission consider the impact of remote work on remodeling and new construction needs. Commissioner Lyman thanked the Concrete Association for hosting a dinner for the Commissioners at Little America, and asked the Commission to consider hosting award luncheons when traveling for meetings. Commissioner Hughes thanked Jim Boyd and Mariah Johnson for their presentations to the Commission, as well as HDR representatives Mattson and Sheppard for attending the meeting and their work on the consolidation study. Commissioner Crank thanked the Commissioners for their engagement and participation. Commissioner Willox echoed Commissioner Crank, and thanked staff for all their extra efforts. Commissioner Dolezal thanked all staff involved in Commission meetings for their assistance and follow up on questions. Chair Holmes thanked the sign shop for the tour, and expressed pride in Wyoming's work zone traffic safety compared to neighboring states.

15. Executive Session: It was moved by Commissioner Crank and seconded by Commissioner Willox to enter in to Executive Session to discuss matters concerning litigation to which the governing body is a party or proposed litigation to which the governing body may be a party, pursuant to Wyoming State Statute 16-4-405(a)(iii). The motion carried unanimously. *No action was taken during Executive Session.*

Commission recessed to Executive Session at 2:17 p.m.

Commission returned to public session at 2:24 p.m.

16. It was moved by Commissioner Crank and seconded by Commissioner Baker to adjourn the meeting at 2:25 p.m. on Thursday, April 18, 2024. The motion carried unanimously.

EMPLOYMENT SUMMARY
April 2024

	NUMBER OF EMPLOYEES BY DIVISION							
	CURRENT				YEAR AGO			
	Auth. Pos.	Perm	Temp/AWEC	Total	Perm	Temp	Total	
DIRECTOR	1	1	0	1	2	1	3	
General Staff	2	2	0	2	2	0	2	
Internal Review	6	6	0	6	6	0	6	
Public Affairs	7	6	0	6	6	0	6	
Strategic Improvement	3	3	0	3	3	0	3	
Management Services	5	3	0	3	3	0	3	
Civil Rights	3	3	0	3	2	0	2	
Total	27	24	0	24	24	1	25	
AERONAUTICS	19	19	1	20	15	0	15	
Total	19	19	1	20	15	0	15	
HIGHWAY PATROL				0	0		0	
Sworn	208	166	0	166	160	0	160	
Non Sworn	26	26	1	27	24	0	24	
Port of Entry	98	81	0	81	80	0	80	
Dispatch	45	35	0	35	27	1	28	
Total	377	308	1	309	291	1	292	
CHIEF ENGINEER	1	1	0	1	1	0	1	
Total	1	1	0	1	1	0	1	
Asst Chief Eng Eng & Plan	1	1	0	1	1	0	1	
Bridge	41	32	0	32	30	1	31	
Contracts & Estimates	6	6	0	6	5	0	5	
Geology	21	17	0	17	18	0	18	
Highway Development	84	74	1	75	72	0	72	
Materials	47	38	0	38	38	1	39	
Planning/Enviornmental Services	48	45	0	45	43	0	43	
Right of Way	29	28	0	28	24	0	24	
Highway Project Mgt. Oversight	5	5	0	5	4	0	4	
Total:	282	246	1	247	235	2	237	
Asst Chief Eng Operations	1	1	0	1	1	0	1	
Construction Staff	11	8	0	8	10	0	10	
Maintenance Staff	14	12	0	12	13	0	13	
Facilities Staff	37	35	1	36	36	0	36	
Equipment Staff - Bryan Wenger	12	11	0	11	12	0	12	
Highway Safety	19	18	0	18	17	0	17	
Traffic	30	27	0	27	25	0	25	
District Administration	21	20	1	21	22	1	23	
Construction	264	220	1	221	225	3	228	
Maintenance	471	427	22	449	405	17	422	
Equipment	99	90	2	92	88	1	89	
Traffic	79	70	2	72	71	1	72	
Total:	1058	939	29	968	925	23	948	
Chief Technology Officer	1	1	0	1	1	0	1	
Telecommunications	32	31	0	31	29	0	29	
GIS/ITS	38	29	7	36	28	5	33	
Information Technology	21	21	1	22	21	1	22	
Total:	92	82	8	90	79	6	85	
Chief Financial Officer	1	1	0	1	1	0	1	
Grants & Contracts - ADMIN	5	5	0	5	6	0	6	
Financial Services	19	17	0	17	16	0	16	
Budget	10	10	0	10	10	0	10	
Procurement Services	9	9	0	9	9	0	9	
Fuel Tax Administration	12	10	0	10	8	0	8	
Total:	56	52	0	52	50	0	50	
SUPPORT SERVICES	1	1	0	1	1	0	1	
Driver Services	82	77	0	77	72	0	72	
Human Resources	0	0	0	0	0	0	0	
Vehicle Registration & Titling	15	14	0	14	15	0	15	
Office Services	15	14	0	14	14	0	14	
Training	4	3	0	3	4	0	4	
Employee Safety	5	5	0	5	5	0	5	
Compliance Investigation	6	6	0	6	6	0	6	
Total:	128	120	0	120	117	0	117	
GRAND TOTAL:	2040	1791	40	1831	1737	33	1770	

Date	4/25/2024
Total Number Employed	1831
Month Ago	1839
Year Ago	1770

	CURRENT			YEAR AGO		
	Perm	Temp	Total	Perm	Temp	Total
District 1						
Administration	4	4	0	4	0	4
Construction	55	47	0	47	50	52
Maintenance	105	100	1	101	94	97
Equipment	25	24	0	24	21	21
Traffic	16	14	1	15	14	15
Total:	205	189	2	191	183	189
District 2						
Administration	4	4	0	4	0	4
Construction	52	43	1	44	47	47
Maintenance	105	84	4	88	88	89
Equipment	19	18	0	18	18	19
Traffic	15	13	0	13	14	14
Total:	195	162	5	167	171	173
District 3						
Administration	4	3	1	4	5	6
Construction	60	49	0	49	47	47
Maintenance	93	81	10	91	74	84
Equipment	17	15	1	16	18	18
Traffic	17	13	1	14	14	14
Total:	191	161	13	174	158	169
District 4						
Administration	4	4	0	4	0	4
Construction	43	32	0	32	32	33
Maintenance	86	84	0	84	73	74
Equipment	19	15	1	16	14	14
Traffic	17	16	0	16	15	15
Total:	169	151	1	152	138	140
District 5						
Administration	5	5	0	5	0	5
Construction	54	49	0	49	49	49
Maintenance	82	78	7	85	76	78
Equipment	19	18	0	18	17	17
Traffic	14	14	0	14	14	14
Total:	174	164	7	171	161	163
DISTRICT TOTALS:	934	827	28	855	811	834

**WYOMING DEPARTMENT OF TRANSPORTATION
DAILY ACTIVITY SUMMARY
BUDGET REPORT**

AGENCY: 045 TRANSPORTATION DEPARTMENT

SPENDING AVAILABILITY

AGENCY	FUND	BEGINNING CASH BALANCE 5/1/24	COLLECTIONS/ TRANSFERS IN	EXPENDITURES/ TRANSFERS OUT	CASH BALANCE AS OF 5/8/24	DESCRIPTION
045	H04	2,360,668.01	262,547.00	770,196.55	1,853,018.46	Urban Mass Transportation Account
		2,360,668.01	262,547.00	770,196.55	1,853,018.46	TOTAL UMTA BALANCE
045	I06	58,265.86	0.00	681.77	57,584.09	Aeronautics Operational Services Account-Airplanes
		58,265.86	0.00	681.77	57,584.09	TOTAL AERONAUTICS OPERATIONAL BALANCE
045	I08	3,716,675.53	15,195.05	0.00	3,731,870.58	State Agencies Law Enforcement Communication System & WYOLINK
		3,716,675.53	15,195.05	0.00	3,731,870.58	TOTAL SALECS
045	OTHER	13,559,202.49	2,306.50	(9,622,784.03)	23,184,293.02	Other Accounts
		13,559,202.49	2,306.50	(9,622,784.03)	23,184,293.02	OTHER ACCOUNTS (Tax collection accounts used to deposit initial collections before statutory distributions are made.)
045	H01	125,756,257.65	10,993,752.14	13,424,897.66	123,325,112.13	State Highway Account-Commission
045	H02	95,087,629.29	0.00	294,802.62	94,792,826.67	Ten Cent Motor Fuel Tax
045	H03	1,613,734.56	8,202.78	0.00	1,621,937.34	Wildlife License Plate and Donation
045	H06	13,407,350.07	773,088.50	1,316,306.53	12,864,132.04	State Highway Account (Legislative Approp.)
045	H07	37,794,570.84	0.00	0.00	37,794,570.84	State Infrastructure Bank
045	H08	17,978,958.45	9,210.00	2,540,691.00	15,447,477.45	Transportation Information System (TIS)
045	H09	494,731.60	56,250.00	0.00	550,981.60	State Highway Account-Radioactive Waste
045	H10	686,724.98	2,223.99	0.00	688,948.97	State Highway Account (Interlock)
045	H11	2,751,857.67	0.00	0.00	2,751,857.67	State Highway Account (Air Service Enhancements)
045	H12	11,448,291.73	0.00	0.00	11,448,291.73	State Highway Account (Commercial Air Service Enhancements)
		307,020,106.84	11,842,727.41	17,576,697.81	301,286,136.44	TOTAL STATE HIGHWAY FUND
		326,714,918.73	12,122,775.96	8,724,792.10	330,112,902.59	GRAND TOTAL

**Preliminary figures subject to minor adjustments.

**WYOMING DEPARTMENT OF TRANSPORTATION
CASH ACCOUNTS**

AGENCY: 045

FUND NUMBER	DESCRIPTION	BALANCE ON April 30, 2024
H01	State Highway Fund	125,756,257.65
H02	Ten Cent Motor Fuel Tax	95,087,629.29
H03	Wildlife License Plate and Donation	1,613,734.56
H04	Urban Mass Transit Account	2,360,668.01
H05	International Fuel Tax Agreement Decal Fund	205,871.98
H06	State Highway Fund (Legislatively Appropriated)	13,407,350.07
H07	State Infrastructure Bank	37,794,570.84
H08	Transportation Information System	17,978,958.45
H09	Radioactive Waste	494,731.60
H10	Interlock Fees	686,724.98
H11	Air Service Enhancements	2,751,857.67
H12	Commercial Air Service Enhancements	11,448,291.73
106	Aeronautics Fund (Operational Services)	58,265.86
108	SALECS (State Agencies Law Enforcement Communications System) & WYOLINK	3,716,675.53
114	Motor Vehicle Rental Car Surcharge	903,551.78
117	Motorcycle Safety & Education Fund	2,057,410.06
459	Special Fuels Bond Account	(0.00)
472	Undistributed Motor Vehicle Registrations (To Counties and SHF)	225,310.92
475	Undistributed Motor Vehicle Registrations (To Non-Wyo. Jurisdictions)	441,841.22
613	Undistributed/Undefined Gasoline Tax Account	9,668,616.97
622	Financial Responsibility Liability Account	56,599.55
Total Cash Accounts		326,714,918.73

NOTE: CASH ACCOUNTS "H01", AND "H06" ARE THE ONLY ACCOUNTS FROM WHICH THE TRANSPORTATION DEPARTMENT EXPENDITURES FOR STATE TRANSPORTATION CAN BE MADE THIS INCLUDES ALL OF THE WTD ADMINISTRATION COSTS, PLANNING, RESEARCH, ENGINEERING, AERONAUTIC, HIGHWAY PATROL, MAINTENANCE AND CONSTRUCTION EXPENDITURES.

****Preliminary figures subject to minor adjustments**

**WYOMING DEPARTMENT OF TRANSPORTATION
CASH ACCOUNTS**

	10-31-21	11-30-21	12-31-21	1-31-22	2-28-22	3-31-22	4-30-22	5-31-22	6-30-22	7-31-22	8-31-22	9-30-22
UMTA - H04	1,652,046.62	3,774,081.06	3,022,278.32	3,318,421.25	2,913,544.11	2,289,018.59	2,056,269.72	2,148,099.31	1,813,664.79	2,511,972.05	2,580,369.31	2,556,849.78
AERO-AIRPLANES - I06	82,603.10	94,378.62	98,820.34	7,063.63	25,751.99	52,024.97	60,028.46	68,796.11	101,780.35	99,593.51	46,692.40	76,142.64
OTHER ACCTS.	19,636,456.45	17,309,139.08	19,734,193.63	13,896,733.38	15,572,337.15	18,712,733.68	19,068,618.26	18,529,020.15	21,379,688.51	16,847,947.27	20,328,297.33	21,201,631.55
WILDLIFE LICENSE PLATE AND DONATION - H03	746,188.79	763,884.43	787,065.13	823,773.45	849,565.61	876,659.54	901,664.78	935,922.72	974,212.21	992,888.89	1,020,420.57	1,036,820.59
STATE INFRASTRUCTURE BANK - H07	35,716,739.23	35,810,532.64	35,879,520.00	35,891,991.06	35,896,963.30	35,913,867.57	35,970,205.82	36,015,143.06	36,034,828.38	36,034,828.38	36,059,103.86	36,077,406.87
SHA-COMMISSION - H01	66,754,397.92	71,604,775.93	76,165,919.67	84,664,924.30	79,801,200.77	83,235,256.44	79,394,619.42	83,791,148.22	90,603,511.40	78,477,047.73	76,766,021.12	77,676,959.18
SHA-10 CENT MOTOR FUEL TAX - H02	45,953,427.80	50,418,471.87	54,313,585.44	59,307,065.31	61,624,919.85	64,116,700.41	66,425,138.95	67,987,651.69	66,146,511.89	65,621,192.93	64,685,505.50	61,413,612.49
SHA-LEGISLATIVE - H06	20,417,957.02	13,521,610.88	11,528,234.18	64,084,830.44	60,669,719.13	57,250,538.01	50,966,280.44	44,934,645.49	41,052,075.37	33,258,478.30	29,420,622.16	22,763,486.96
TRANSPORTATION INFO SYSTEM - H08	261,028.11	320,096.76	387,166.89	451,585.62	508,103.00	584,265.81	647,445.50	713,210.72	789,974.53	855,509.53	10,941,796.73	11,004,937.70
SHA - RADIOACTIVE WASTE - H09	108,521.60	121,521.60	121,521.60	121,521.60	138,321.60	138,321.60	138,321.60	151,121.60	151,121.60	151,121.60	169,521.60	169,521.60
SHA - INTERLOCK - H10	418,806.25	426,857.87	436,267.39	444,573.07	452,004.38	465,715.43	475,712.54	484,998.03	483,926.65	490,767.52	500,995.79	509,247.10
SHA - AIR SERVICE ENHANCE - H11	2,308,152.42	3,639,082.07	3,644,243.06	3,578,260.63	3,450,877.01	3,215,160.95	3,216,560.39	3,025,052.18	3,014,987.68	3,000,463.38	2,941,630.68	2,455,301.12
SHA - COMM AIR SERVICE ENHANCE - H12	12,787,842.08	10,409,470.60	13,373,043.30	11,794,215.78	11,796,027.08	11,856,930.03	11,877,110.68	11,521,084.39	11,767,229.34	11,767,229.34	11,775,156.53	11,722,512.48
STATE RADIO NETWORK - I08	2,175,397.72	3,165,958.82	3,119,405.01	3,112,399.52	3,102,625.28	3,082,192.89	2,763,342.54	2,612,004.31	2,529,979.77	2,446,224.00	2,317,143.98	2,304,626.46
TOTAL	209,019,565.11	211,379,862.23	222,611,263.96	281,497,359.04	276,801,960.26	281,789,385.92	273,961,319.10	272,917,897.98	276,843,492.47	252,555,264.43	259,553,277.56	250,969,056.52

	10-31-22	11-30-22	12-31-22	1-31-23	2-28-23	3-31-23	4-30-23	5-31-23	6-30-23	7-31-23	8-31-23	9-30-23
UMTA - H04	1,793,886.70	2,162,164.80	3,214,613.05	2,283,241.59	2,885,859.22	2,564,607.67	2,608,022.42	2,442,235.39	1,854,298.05	1,594,688.26	2,115,716.50	2,003,797.17
AERO-AIRPLANES - I06	76,540.72	88,618.03	93,234.04	82,326.19	80,039.22	64,748.91	42,686.53	37,235.41	59,060.86	38,974.13	42,659.50	57,467.47
OTHER ACCTS.	19,789,710.84	18,908,037.67	19,014,718.15	14,067,130.31	16,465,177.40	14,097,143.28	13,214,103.30	16,016,915.98	22,948,627.16	11,867,589.90	14,199,729.39	14,845,621.04
WILDLIFE LICENSE PLATE AND DONATION - H03	1,062,425.94	1,140,880.72	1,162,259.08	1,189,208.61	1,218,042.06	1,240,914.33	1,266,656.09	1,301,689.66	1,335,350.48	1,358,553.93	1,379,580.70	1,400,706.13
STATE INFRASTRUCTURE BANK - H07	36,145,819.83	36,203,192.88	36,286,710.02	36,338,001.02	36,381,268.05	36,450,612.97	36,511,216.42	36,578,007.77	36,786,762.52	36,786,762.52	36,850,128.49	36,927,921.60
SHA-COMMISSION - H01	68,133,993.92	86,025,637.85	93,509,208.28	100,209,521.53	102,623,429.44	81,243,114.18	90,589,714.58	100,197,458.02	77,896,473.97	85,574,405.22	61,001,193.57	80,139,789.44
SHA-10 CENT MOTOR FUEL TAX - H02	60,480,611.22	61,953,797.16	65,323,838.72	69,550,337.71	72,818,905.86	76,891,293.18	79,863,610.47	82,930,955.25	86,135,493.74	83,528,756.57	84,840,327.26	70,732,632.34
SHA-LEGISLATIVE - H06	15,617,301.70	8,176,200.60	2,602,282.66	19,208,934.25	12,155,487.07	24,502,563.45	16,864,191.08	12,862,390.78	18,430,362.64	14,953,502.63	19,075,672.34	22,384,599.81
TRANSPORTATION INFO SYSTEM - H08	11,097,588.77	11,174,685.46	11,254,128.33	11,331,237.26	11,403,273.43	18,117,396.65	18,211,118.13	18,313,297.68	18,482,835.20	18,537,660.20	18,627,326.67	18,710,526.97
SHA - RADIOACTIVE WASTE - H09	169,521.60	200,571.60	200,571.60	200,571.60	200,571.60	260,871.60	260,871.60	345,471.60	345,471.60	345,471.60	247,231.60	247,231.60
SHA - INTERLOCK - H10	519,669.85	528,892.53	537,605.88	545,174.31	553,028.75	562,339.76	572,161.19	582,969.61	576,261.69	585,004.95	605,742.30	613,649.35
SHA - AIR SERVICE ENHANCE - H11	2,429,981.56	1,975,534.44	3,385,895.31	3,327,807.83	2,978,618.34	2,961,633.88	2,944,181.84	2,608,609.09	2,397,863.09	2,348,924.40	2,253,178.37	2,216,145.95
SHA - COMM AIR SERVICE ENHANCE - H12	11,768,215.96	11,606,987.78	11,813,754.84	11,830,281.48	11,382,383.86	11,510,407.35	11,234,989.16	11,906,973.34	11,974,624.78	11,762,917.17	11,783,531.94	11,935,397.40
STATE RADIO NETWORK - I08	4,334,754.33	3,066,497.99	2,630,143.16	2,610,555.00	2,595,293.19	2,582,402.31	2,567,826.07	2,570,927.73	2,569,155.08	2,520,491.93	2,460,681.80	2,467,415.39
TOTAL	233,420,022.94	243,211,699.51	251,028,963.12	272,774,328.69	273,741,377.49	273,050,049.52	276,751,348.88	288,695,137.31	281,792,640.86	271,803,703.41	255,482,700.43	264,682,901.66

	10-31-23	11-30-23	12-31-23	1-31-24	2-29-24	3-31-24	4-30-24	5-31-24	6-30-24	7-31-24	8-31-24	9-30-24
UMTA - H04	2,192,736.23	2,157,061.96	2,192,186.30	1,741,216.30	1,963,689.44	2,152,723.68	2,360,668.01					
AERO-AIRPLANES - I06	35,969.82	32,546.50	73,243.07	77,999.17	102,486.34	(928.94)	58,265.86					
OTHER ACCTS.	20,276,158.38	13,638,735.23	13,148,891.08	15,123,493.47	13,208,900.28	16,693,353.90	13,559,202.49					
WILDLIFE LICENSE PLATE AND DONATION - H03	1,422,446.32	1,510,581.86	1,529,752.61	1,550,699.55	1,570,257.04	1,589,466.02	1,613,734.56					
STATE INFRASTRUCTURE BANK - H07	37,011,757.26	37,098,764.20	37,290,784.92	37,424,334.56	37,512,443.18	37,650,075.64	37,794,570.84					
SHA-COMMISSION - H01	37,366,798.29	68,383,288.88	81,821,407.98	137,863,126.95	128,332,060.13	130,066,521.16	125,756,257.65					
SHA-10 CENT MOTOR FUEL TAX - H02	71,781,259.65	77,573,620.07	80,723,432.91	84,142,909.86	88,204,455.99	91,666,562.68	95,087,629.29					
SHA-LEGISLATIVE - H06	12,940,577.73	15,047,694.58	6,223,297.08	17,254,876.24	26,662,713.18	19,547,614.74	13,407,350.07					
TRANSPORTATION INFO SYSTEM - H08	18,683,249.62	17,865,611.61	17,583,477.53	17,685,243.89	17,762,896.26	17,867,887.06	17,978,958.45					
SHA - RADIOACTIVE WASTE - H09	247,231.60	390,331.60	390,331.60	390,331.60	494,731.60	494,731.60	494,731.60					
SHA - INTERLOCK - H10	623,089.75	631,092.73	641,567.45	650,518.32	662,173.62	673,959.24	686,724.98					
SHA - AIR SERVICE ENHANCE - H11	3,619,779.13	3,525,527.30	3,293,516.81	3,291,404.50	3,051,237.55	3,049,054.05	2,751,857.67					
SHA - COMM AIR SERVICE ENHANCE - H12	11,962,397.90	11,861,611.06	12,125,961.61	11,772,218.56	11,874,898.30	12,049,266.07	11,448,291.73					
STATE RADIO NETWORK - I08	8,756,914.31	5,746,794.75	3,690,892.94	3,682,001.51	3,660,540.34	3,685,147.87	3,716,675.53					
TOTAL	226,920,365.99	255,463,262.33	260,728,743.89	332,650,374.48	335,063,483.25	337,185,434.77	326,714,918.73	0.00	0.00	0.00	0.00	0.00

**Preliminary figures subject to minor adjustments

**WYOMING DEPARTMENT OF TRANSPORTATION
10 CENT MOTOR FUEL TAX AND TRANSPORTATION INFORMATION SYSTEM
ACTUAL CASH FLOW**

	2023					2024							
	April	May	June	July	August	September	October	November	December	January	February	March	April
10 CENT MOTOR FUEL TAX - H02													
BALANCE BROUGHT FORWARD	76,891,293.18	79,863,610.47	82,930,955.25	86,135,493.74	83,528,756.57	84,840,327.26	70,732,632.34	71,781,259.65	77,573,620.07	80,723,432.91	84,142,909.86	88,204,455.99	91,666,562.68
RECEIPTS													
GASOLINE TAX 1210	1,226,348.59	1,217,822.24	1,401,418.73	1,698,821.56	1,224,902.17	2,232,432.61	1,438,858.42	2,552,203.45	1,480,043.12	1,143,243.21	1,576,046.96	1,437,385.88	1,145,374.00
SPECIAL FUEL TAX 1224	1,620,809.19	1,784,406.01	1,968,012.00	2,097,287.77	2,243,304.18	2,366,136.96	2,289,939.85	3,074,764.33	2,553,454.91	2,066,406.38	2,324,974.08	1,706,392.85	2,009,411.35
REIMBURSEMENTS	0.00	0.00	0.00	0.00	0.00	0.00	0.00	0.00	0.00	0.00	0.00	0.00	0.00
NET INTEREST	125,159.51	144,367.36	477,713.03	0.00	147,952.02	178,926.82	195,452.82	169,866.97	393,779.88	286,478.44	196,047.65	318,327.96	347,929.56
TOTAL	2,972,317.29	3,146,595.61	3,847,143.76	3,796,109.33	3,616,158.37	4,777,496.39	3,924,251.09	5,796,834.75	4,427,277.91	3,496,128.03	4,097,068.69	3,462,106.69	3,502,714.91
DISBURSEMENTS	0.00	79,250.83	642,605.27	6,402,846.50	2,304,587.68	18,885,191.31	2,875,623.78	4,474.33	1,277,465.07	76,651.08	35,522.56	0.00	81,648.30
ENDING BALANCE	79,863,610.47	82,930,955.25	86,135,493.74	83,528,756.57	84,840,327.26	70,732,632.34	71,781,259.65	77,573,620.07	80,723,432.91	84,142,909.86	88,204,455.99	91,666,562.68	95,087,629.29
WILDLIFE LICENSE PLATE & DONATION - H03													
BALANCE BROUGHT FORWARD	1,240,914.33	1,266,656.09	1,301,689.66	1,335,350.48	1,358,553.93	1,379,580.70	1,400,706.13	1,422,446.32	1,510,581.86	1,529,752.61	1,550,699.55	1,570,257.04	1,589,466.02
RECEIPTS													
WILDLIFE PLATE	12,650.00	16,600.00	10,050.00	13,250.00	11,350.00	10,250.00	7,950.00	14,310.00	7,740.00	5,881.00	10,750.00	7,400.00	10,650.00
DONATIONS	11,044.23	16,140.82	16,164.19 #	8,202.66	9,108.93	7,982.40	10,629.45	70,502.61	3,852.49	9,601.68	7,108.03	6,076.21	7,545.04
NET INTEREST	2,047.53	2,292.75	7,446.63 #	1,750.79	567.84	2,893.03	3,160.74	3,322.93	7,578.26	5,464.26	1,699.46	5,732.77	6,073.50
TOTAL	25,741.76	35,033.57	33,660.82	23,203.45	21,026.77	21,125.43	21,740.19	88,135.54	19,170.75	20,946.94	19,557.49	19,208.98	24,268.54
DISBURSEMENTS	0.00	0.00	0.00	0.00	0.00	0.00	0.00	0.00	0.00	0.00	0.00	0.00	0.00
ENDING BALANCE	1,266,656.09	1,301,689.66	1,335,350.48	1,358,553.93	1,379,580.70	1,400,706.13	1,422,446.32	1,510,581.86	1,529,752.61	1,550,699.55	1,570,257.04	1,589,466.02	1,613,734.56
URBAN MASS TRANSIT - H04													
BALANCE BROUGHT FORWARD	2,564,607.67	2,608,022.42	2,442,235.39	1,854,298.05	1,594,688.26	2,115,716.50	2,003,797.17	2,192,736.23	2,157,061.96	2,192,186.30	1,741,216.30	1,963,689.44	2,152,723.68
VOUCHERS PAYABLE	0.00	0.00	0.00	0.00	0.00	0.00	0.00	0.00	0.00	0.00	0.00	0.00	0.00
RECEIPTS													
FEDERAL AID & MATCHING	755,539.23	595,417.76	2,075,229.83	499,494.00	1,980,024.00	6,380,004.68	5.57	923,259.03	803,207.47	1,555,091.96	1,422,622.07	1,697,828.75	509,428.73
STATE FUNDS	0.00	0.00	0.00	0.00	0.00	0.00	1,500,000.00	0.00	0.00	0.00	0.00	0.00	0.00
NET INTEREST	4,523.31	4,289.14	11,301.96	0.00	3,647.05	2,910.00	2,140.03	5,095.00	12,274.34	7,303.37	3,039.96	6,602.73	7,746.61
TOTAL	760,062.54	599,706.90	2,086,531.79	499,494.00	1,983,671.05	6,382,914.68	1,502,145.60	928,354.03	815,481.81	1,562,395.33	1,425,662.03	1,704,431.48	517,175.34
DISBURSEMENTS	716,647.79	765,493.93	2,674,469.13	759,103.79	1,462,642.81	6,494,834.01	1,313,206.54	964,028.30	780,357.47	2,013,365.33	1,203,188.89	1,515,397.24	309,231.01
ENDING BALANCE	2,608,022.42	2,442,235.39	1,854,298.05	1,594,688.26	2,115,716.50	2,003,797.17	2,192,736.23	2,157,061.96	2,192,186.30	1,741,216.30	1,963,689.44	2,152,723.68	2,360,668.01

**WYOMING DEPARTMENT OF TRANSPORTATION
RURAL TRANSIT, SIB, AND RADIOACTIVE WASTE ACCOUNTS
ACTUAL CASH FLOW**

	2023					2024							
	April	May	June	July	August	September	October	November	December	January	February	March	April
STATE INFRASTRUCTURE - H07													
BALANCE BROUGHT FORWARD	36,450,612.97	36,511,216.42	36,578,007.77	36,786,762.52	36,786,762.52	36,850,128.49	36,927,921.60	37,011,757.26	37,098,764.20	37,290,784.92	37,424,334.56	37,512,443.18	37,650,075.64
CUSTOMER DEPOSIT	0.00	0.00	0.00	0.00	0.00	0.00	0.00	0.00	0.00	0.00	0.00	0.00	0.00
RECEIPTS													
TRANSFERS IN	60,613.69	0.00	0.00	0.00	0.00	0.00	0.00	0.00	0.00	0.00	0.00	0.00	0.00
NET INTEREST	(10.24)	66,791.35	208,754.75	0.00	63,365.97	77,793.11	83,835.66	87,006.94	192,020.72	133,549.64	88,108.62	137,632.46	144,495.20
TOTAL	60,603.45	66,791.35	208,754.75	0.00	63,365.97	77,793.11	83,835.66	87,006.94	192,020.72	133,549.64	88,108.62	137,632.46	144,495.20
DISBURSEMENTS	0.00	0.00	0.00	0.00	0.00	0.00	0.00	0.00	0.00	0.00	0.00	0.00	0.00
ENDING BALANCE	36,511,216.42	36,578,007.77	36,786,762.52	36,786,762.52	36,850,128.49	36,927,921.60	37,011,757.26	37,098,764.20	37,290,784.92	37,424,334.56	37,512,443.18	37,650,075.64	37,794,570.84
TRANSPORTATION INFORMATION SYSTEM - H08													
BALANCE BROUGHT FORWARD	18,117,396.65	18,211,118.13	18,313,297.68	18,482,835.20	18,537,660.20	18,627,326.67	18,710,526.97	18,683,249.62	17,865,611.61	17,583,477.53	17,685,243.89	17,762,896.26	17,867,887.06
RECEIPTS													
2604 - TIS FEE	66,135.00	68,925.00	64,985.00	54,825.00	57,785.00	43,936.00	44,600.00	37,085.00	35,355.00	38,000.00	36,060.00	39,884.92	42,570.00
TRANSFERS IN	0.00	0.00	0.00	0.00	0.00	0.00	0.00	0.00	0.00	0.00	0.00	0.00	0.00
NET INTEREST	27,586.48	33,254.55	104,552.52	0.00	31,881.47	39,264.30	42,427.65	44,129.99	96,866.92	63,766.36	41,592.37	65,105.88	68,501.39
TOTAL	93,721.48	102,179.55	169,537.52	54,825.00	89,666.47	83,200.30	87,027.65	81,214.99	132,221.92	101,766.36	77,652.37	104,990.80	111,071.39
DISBURSEMENTS	0.00	0.00	0.00	0.00	0.00	0.00	114,305.00	898,853.00	414,356.00	0.00	0.00	0.00	0.00
ENDING BALANCE	18,211,118.13	18,313,297.68	18,482,835.20	18,537,660.20	18,627,326.67	18,710,526.97	18,683,249.62	17,865,611.61	17,583,477.53	17,685,243.89	17,762,896.26	17,867,887.06	17,978,958.45
RADIOACTIVE WASTE - H09													
BALANCE BROUGHT FORWARD	260,871.60	260,871.60	345,471.60	345,471.60	345,471.60	247,231.60	247,231.60	247,231.60	390,331.60	390,331.60	390,331.60	494,731.60	494,731.60
RECEIPTS													
TRANSFERS IN	0.00	0.00	0.00	0.00	0.00	0.00	0.00	0.00	0.00	0.00	0.00	0.00	0.00
HAZARDOUS WASTE FEE	0.00	84,600.00	0.00	0.00	101,700.00	0.00	0.00	143,100.00	0.00	0.00	104,400.00	0.00	0.00
NET INTEREST	0.00	0.00	0.00	0.00	0.00	0.00	0.00	0.00	0.00	0.00	0.00	0.00	0.00
TOTAL	0.00	84,600.00	0.00	0.00	101,700.00	0.00	0.00	143,100.00	0.00	0.00	104,400.00	0.00	0.00
DISBURSEMENTS	0.00	0.00	0.00	0.00	199,940.00	0.00	0.00	0.00	0.00	0.00	0.00	0.00	0.00
ENDING BALANCE	260,871.60	345,471.60	345,471.60	345,471.60	247,231.60	247,231.60	247,231.60	390,331.60	390,331.60	390,331.60	494,731.60	494,731.60	494,731.60

**WYOMING DEPARTMENT OF TRANSPORTATION
INTERLOCK AND AIR SERVICE ENHANCEMENTS ACCOUNTS
ACTUAL CASH FLOW**

	2023					2024							
	April	May	June	July	August	September	October	November	December	January	February	March	April
INTERLOCK - H10													
BALANCE BROUGHT FORWARD	562,339.76	572,161.19	582,969.61	576,261.69	585,004.95	605,742.30	613,649.35	623,089.75	631,092.73	641,567.45	650,518.32	662,173.62	673,959.24
RECEIPTS													
TRANSFERS IN	0.00	0.00	0.00	0.00	0.00	0.00	0.00	(553.02)	0.00	0.00	0.00	0.00	0.00
INTERLOCK DEVICE FEES	8,892.53	9,670.23	8,918.25	8,951.45	19,538.03	6,659.08	7,954.90	7,000.00	7,223.48	6,664.10	10,131.05	9,074.75	10,095.97
24/7 LICENSE FEES	0.00	100.00	100.00	100.00	200.00	0.00	100.00	100.00	0.00	0.00	0.00	300.00	100.00
NET INTEREST	928.90	1,038.19	3,332.94	0.00	999.32	1,247.97	1,385.50	1,456.00	3,251.24	2,286.77	1,524.25	2,410.87	2,569.77
TOTAL	9,821.43	10,808.42	12,351.19	9,051.45	20,737.35	7,907.05	9,440.40	8,556.00	10,474.72	8,950.87	11,655.30	11,785.62	12,765.74
DISBURSEMENTS	0.00	0.00	19,059.11	308.19	0.00	0.00	0.00	0.00	0.00	0.00	0.00	0.00	0.00
ENDING BALANCE	572,161.19	582,969.61	576,261.69	585,004.95	605,742.30	613,649.35	623,089.75	631,645.75	641,567.45	650,518.32	662,173.62	673,959.24	686,724.98
AIR SERVICE ENHANCEMENTS - H11													
BALANCE BROUGHT FORWARD	2,961,633.88	2,944,181.84	2,608,609.09	2,397,863.09	2,348,924.40	2,253,178.37	2,216,145.95	3,619,779.13	3,525,527.30	3,293,516.81	3,291,404.50	3,051,237.55	3,049,054.05
RECEIPTS													
TRANSFERS IN	0.00	0.00	0.00	0.00	0.00	0.00	1,433,667.00	0.00	0.00	0.00	0.00	0.00	0.00
GENERAL FUNDS	0.00	0.00	0.00	0.00	0.00	0.00	0.00	0.00	0.00	0.00	0.00	0.00	0.00
NET INTEREST	4,951.95	5,413.60	15,130.53	0.00	4,111.15	4,822.51	5,099.42	6,615.09	18,731.38	11,988.24	7,772.85	11,374.41	11,741.26
TOTAL	4,951.95	5,413.60	15,130.53	0.00	4,111.15	4,822.51	1,438,766.42	6,615.09	18,731.38	11,988.24	7,772.85	11,374.41	11,741.26
DISBURSEMENTS	22,403.99	340,986.35	225,876.53	48,938.69	99,857.18	41,854.93	35,133.24	100,866.92	250,741.87	14,100.55	247,939.80	13,557.91	308,937.64
ENDING BALANCE	2,944,181.84	2,608,609.09	2,397,863.09	2,348,924.40	2,253,178.37	2,216,145.95	3,619,779.13	3,525,527.30	3,293,516.81	3,291,404.50	3,051,237.55	3,049,054.05	2,751,857.67
COMMERCIAL AIR SERVICE ENHANCEMENTS - H12													
BALANCE BROUGHT FORWARD	11,510,407.35	11,234,989.16	11,906,973.34	11,974,624.78	11,762,917.17	11,783,531.94	11,935,397.40	11,962,397.90	11,861,611.06	12,125,961.61	11,772,218.56	11,874,898.30	12,049,266.07
RECEIPTS													
TRANSFERS IN	0.00	0.00	0.00	0.00	0.00	0.00	0.00	0.00	0.00	0.00	0.00	0.00	0.00
GENERAL FUNDS	0.00	0.00	0.00	0.00	0.00	0.00	0.00	0.00	0.00	0.00	0.00	0.00	0.00
NET INTEREST	375,494.48	671,984.18	67,651.44	0.00	20,614.77	151,865.46	27,000.50	112,838.80	275,042.12	43,109.02	117,529.74	187,305.27	190,387.79
TOTAL	375,494.48	671,984.18	67,651.44	0.00	20,614.77	151,865.46	27,000.50	112,838.80	275,042.12	43,109.02	117,529.74	187,305.27	190,387.79
DISBURSEMENTS	650,912.67	0.00	0.00	211,707.61	0.00	0.00	0.00	213,625.64	10,691.57	396,852.07	14,850.00	12,937.50	791,362.13
ENDING BALANCE	11,234,989.16	11,906,973.34	11,974,624.78	11,762,917.17	11,783,531.94	11,935,397.40	11,962,397.90	11,861,611.06	12,125,961.61	11,772,218.56	11,874,898.30	12,049,266.07	11,448,291.73

**WYOMING DEPARTMENT OF TRANSPORTATION
STATE HIGHWAY ACCOUNT H01/H06**

	2023 April	May	June	July	August	September	October	November	December	2024 January	February	March	April
BALANCE BROUGHT FORWARD	105,745,678	107,453,906	113,059,849	96,326,837	100,527,908	80,076,866	102,524,389	50,307,376	83,430,983	88,044,705	155,118,003	154,994,773	149,614,136
NSF/VOU. PAY./FUND BAL. RESERVE	22,808	718	(34,269)	(1,592)	(7,737)	261	(8,086)	1,960	4,203	(2,892)	4,394	1,321	(1,865)
RECEIPTS													
13 CENT GASOLINE TAX	1,593,235	1,629,226	1,758,018	2,226,365	1,619,617	2,937,024	1,906,198	3,327,927	1,920,665	1,461,106	2,061,513	1,885,241	1,485,578
1 CENT GASOLINE TAX (ALT)	214,789	212,356	245,045	296,982	300,652	389,468	250,417	442,315	303,930	200,407	277,080	250,962	200,978
13 CENT SPECIAL FUELS TAX	2,163,860	2,382,270	2,627,393	2,799,983	2,994,922	3,158,910	3,057,183	4,104,962	3,408,988	2,758,755	3,103,955	2,278,119	2,682,663
1 CENT SPECIAL FUELS TAX (ALT)	428,402	438,697	473,797	524,435	505,884	515,731	467,104	597,831	547,870	431,796	509,678	419,133	402,028
SPECIAL FUELS SALES TAX	0	0	501,964	0	0	0	0	0	0	0	0	0	0
GASOLINE DEALERS LICENSE	1,875	1,000	1,750	2,950	1,350	1,375	1,250	2,400	3,175	1,700	1,150	750	1,750
SPECIAL FUEL DEALER LICENSE	1,945	1,615	2,075	2,985	1,630	1,750	1,755	5,000	6,632	6,025	3,640	2,460	2,490
MOTOR VEHICLE REGISTRATION	5,737,820	12,459,273	8,948,580	7,759,231	6,481,503	4,535,203	8,486,152	5,515,467	7,111,454	9,228,352	3,321,886	10,523,475	8,391,436
DRIVERS LICENSES	507,182	530,530	619,841	470,407	442,028	367,609	343,931	380,101	368,163	360,581	321,115	442,975	515,294
COMMERCIAL DRIVERS LICENSES	40,585	39,866	35,650	30,880	31,662	28,570	29,090	23,701	24,520	24,750	28,195	26,890	27,690
COMMERCIAL VEHICLE FEES	901,616	1,061,515	1,189,472	879,217	1,583,315	1,273,082	1,150,407	955,636	771,081	818,649	818,673	789,161	1,096,173
MOTOR CARRIER FEES	2,500	2,900	3,310	1,800	2,050	3,000	2,890	1,800	1,250	1,400	1,570	1,650	2,450
ROW FEES	5,016	2,752	2,983	2,005	2,015	1,870	2,960	2,178	2,217	2,630	1,331	2,034	2,491
FEDERAL MINERAL ROYALTIES	16,149,375	16,149,375	0	0	0	0	5,376,781	0	0	59,220,719	0	0	0
COAL SEVERANCE TAX	0	0	0	0	0	0	1,669,562	0	0	4,962,472	0	0	79,465
SIB TRANSFERS	0	0	0	0	0	15,756,842	0	0	0	0	0	0	0
INTEREST	217,583	229,418	776,682	0	191,847	250,633	217,904	224,226	440,739	341,112	370,960	626,368	650,220
FEDERAL REIMBURSEMENT	19,078,123	28,774,290	47,607,057	69,718,927	69,302,731	87,598,129	32,824,709	65,923,258	52,049,765	24,518,324	28,819,174	19,397,250	22,238,106
SIGN PERMITS	23,226	6,715	27,197	4,774	6,113	11,535	100	6,544	800	65,771	129,075	49,895	36,140
ENERGY AUDIT BOND REVENUE	0	0	0	0	0	0	0	0	0	0	0	0	0
CITY, COUNTY & OTHER AID	150,934	71,175	131,679	2,147,558	3,151,653	200,603	1,668,642	9,139	1,441,192	1,559,943	157,293	867,530	128,102
GEN. FUNDS SURFACE TRANS.	0	0	0	0	0	0	0	0	0	0	2,000,000	0	0
GENERAL FUND - AIP	0	0	0	0	0	0	0	0	0	0	0	0	0
INSURANCE RECOVERY	193,845	80,535	0	0	104,063	98,598	41,655	15,000	34,666	127,893	49,621	4,881	47,847
DR RECEIPTS	144,525	162,695	198,119	144,700	236,277	686,521	231,881	320,559	215,917	270,283	165,237	194,830	384,292
ARS RECEIPTS	621,375	325,366	167,258	868,751	240,830	303,211	247,625	1,560,345	149,334	190,079	238,279	248,437	163,790
MISCELLANEOUS RECEIPTS	154,336	93,247	132,781	134,585	324,810	54,107	187,251	1,587,665	135,572	188,695	158,876	181,794	144,738
TOTAL	48,332,148	64,654,816	65,450,649	88,016,534	87,524,952	118,173,772	58,165,446	85,006,053	68,937,930	106,741,443	42,538,301	38,193,834	38,683,722
DISBURSEMENTS	46,646,728	59,049,591	82,149,392	83,813,872	107,968,257	95,726,510	110,374,374	51,884,406	64,328,411	39,665,252	42,665,925	43,575,793	49,132,385
ENDING BALANCE (H01 & H06)	107,453,906	113,059,849	96,326,837	100,527,908	80,076,866	102,524,389	50,307,376	83,430,983	88,044,705	155,118,003	154,994,773	149,614,136	139,163,608

**Preliminary figures subject to minor adjustments

**WYOMING DEPARTMENT OF TRANSPORTATION
DAILY ACTIVITY SUMMARY
BUDGET REPORT**

AGENCY: 045 TRANSPORTATION DEPARTMENT

SPENDING AVAILABILITY

AGENCY	FUND	BEGINNING BALANCE	EXPENDITURES	CURRENT BALANCE	DESCRIPTION
045	ARP	30,500,000.00	13,006,024.70	17,493,975.30	WYOLINK
		30,500,000.00	13,006,024.70	17,493,975.30	TOTAL WYOLINK BALANCE
045	ARP	4,500,000.00	2,924,432.07	1,575,567.93	Homeland Security Grants for local radios
		4,500,000.00	2,924,432.07	1,575,567.93	TOTAL LOCAL RADIOS BALANCE
045	ARP	8,832,058.00	5,096,929.48	3,735,128.52	Capacity Purchase Agreement
		8,832,058.00	5,096,929.48	3,735,128.52	TOTAL CPA BALANCE
		43,832,058.00	21,027,386.25	22,804,671.75	GRAND TOTAL

**WYOMING DEPARTMENT OF TRANSPORTATION
ENCUMBRANCE REPORT
MAY 1, 2024**

	FEDERAL REIMBURSEMENTS		INVENTORY	STATE FUNDS				THIRD PARTY REIMBURSEMENTS	TOTAL
	Advanced Construction	Obligation Amount		SCP	SCP-TC	SM	Other State		
Parent Project		36,703,446		8,325,071		1,322,320	849,858		47,200,695
AERONAUTICS									
CONSTRUCTION	244,285	305,715,149		465,925	23,747,542	25,594,355	633,219	10,497,533	366,898,008
DAMAGE REPAIRS		93,828		95,013		9,861	83,055	21,740	303,496
EQUIPMENT							20,380,936		20,380,936
ESE-MSE							491,472		491,472
FACILITIES							5,531,923		5,531,923
FTA_RMTP		10,893,280					782,693	3,137,300	14,813,273
HWY_SAFETY	38,562	795,498				87,655			921,716
LAW_ENF_GRANT		1,978,320				9,241			1,987,561
MAINT_DRAINAGE							64,180		64,180
MAINT_ELECTRIC							359,002		359,002
MAINT_RESTAREA							1,001,296		1,001,296
MAINT_ROADSIDE							15,072		15,072
MAINT_ROADWAYOP							1,024		1,024
MAINT_SALTSTORE							388,663		388,663
MAINT_SHOULDER							14,600		14,600
MAINT_SNOWCNTRL							63,271		63,271
MAINT_STRUCTURE							17,780		17,780
OPER & ADMIN							1,680,926		1,680,926
OVERHEAD			20,238,414				31,555,479		51,793,894
PLANNING		271,278				35,552			306,830
SHOP							460,493		460,493
SPECIAL_MAINT							112,085		112,085
TELECOMM							19,067,564		19,067,564
TRAINING							105,624		105,624
GRAND TOTAL	\$282,847	\$356,450,799	\$20,238,414	\$8,886,009	\$23,747,542	\$27,058,983	\$83,660,216	\$13,656,573	\$533,981,384

SCP - State Construction Program Funds

SL - State Legislative General Funds

SM - State Matching for Federal Funds

ESE-MSE - Engineering Studies and Evaluations - Maintenance Studies and Evaluations

FTA_RMTP - Federal Transit Authority - Rural Mass Transit

MCSAP - Motor Carrier Safety Assistance Program

SCP-TC - State Construction Program Funds - Ten Cent Motor Fuel Funds

ENCUMBRANCES BY FUND				
Fund	Federal	State	Local/Third Party	Total
H01	\$307,158,600	\$91,764,248	\$10,519,273	\$409,442,120
H02	\$0	\$23,747,542	\$0	\$23,747,542
H04	\$10,893,280	\$782,693	\$3,137,300	\$14,813,273
H06	\$38,681,767	\$9,656,632	\$0	\$48,338,398
H08	\$0	\$18,572,486	\$0	\$18,572,486
ARP	\$0	\$19,067,564	\$0	\$19,067,564
Total	\$356,733,646	\$163,591,165	\$13,656,573	\$533,981,384

**WYOMING DEPARTMENT OF TRANSPORTATION
PROJECTS LET TO CONTRACT
(DOLLARS)
BUDGET REPORT**

MONTHLY

	FY 2013	FY 2014	FY 2015	FY 2016	FY 2017	FY 2018	FY 2019	FY2020	FY2021	FY2022	FY2023	FY2024	
October	36,057,446	58,878,571	42,090,985	31,949,318	30,061,083	28,635,008	35,162,156	31,726,174	32,906,369	31,258,928	118,418,164	62,689,010	COMMISSION
November	25,578,245	51,513,581	34,897,979	23,603,064	35,100,814	22,381,020	22,678,375	54,721,912	35,844,867	41,376,512	22,760,660	46,770,242	COMMISSION
December	20,166,461	18,712,371	33,779,844	25,801,208	14,387,393	31,147,756	28,743,821	22,400,295	37,759,452	33,687,070	47,139,280	36,393,553	COMMISSION
January	22,577,640	12,785,578	32,242,624	18,749,059	31,819,678	15,728,233	11,411,437	13,565,539	8,618,089	24,769,140	38,557,353	32,359,524	COMMISSION
February	20,216,645	17,760,556	29,484,727	12,900,766	45,101,333	10,898,926	11,019,558	17,071,044	15,264,082	30,817,025	79,787,223	17,161,072	COMMISSION
March	12,523,535	33,486,944	12,797,393	12,402,357	13,628,445	23,175,780	33,310,890	18,702,069	19,352,017	55,917,490	9,596,072	9,708,746	COMMISSION
April	11,908,611	24,417,528	16,308,319	24,264,292	61,124,323	23,362,107	14,479,647	5,342,720	51,522,516	26,591,710	6,222,907	51,181,597	COMMISSION
May	35,705,780	34,118,331	12,669,905	22,893,027	24,926,103	18,021,007	78,739,708	19,457,390	19,395,311	32,225,916	1,408,173	13,358,580	BID LETTING
June	29,407,869	15,509,394	0	46,408,405	965,976	0	0	0	0	0	3,491,746		
July	13,443,598	35,480,926	14,448,745	11,532,694	17,145,260	13,619,464	27,859,648	14,971,715	58,091,323	72,829,598	6,768,247		
August	2,007,281	0	0	16,514,077	1,940,605	16,673,316	25,331,032	0	27,121,261	21,282,922	0		
September	14,712,212	29,200,668	21,709,231	20,603,693	30,353,505	56,585,193	23,647,905	62,760,505	24,514,033	15,073,415	54,625,314		
Total	244,305,323	331,864,448	250,429,752	267,621,960	306,554,518	260,227,812	312,384,177	260,719,362	330,389,319	385,829,725	388,775,139	269,622,325	

QUARTERLY (ACCUMULATED)

1st Qtr.	81,802,152	129,104,523	110,768,808	81,353,590	79,549,290	82,163,785	86,584,352	108,848,380	106,510,688	106,322,509	188,318,104	145,852,805
2nd Qtr.	137,119,972	193,137,601	185,293,552	125,405,772	170,098,746	131,966,724	142,326,237	158,187,032	149,744,875	217,826,165	316,258,752	205,082,147
3rd Qtr.	214,142,232	267,182,854	214,271,776	218,971,496	257,115,148	173,349,839	235,545,592	182,987,142	220,662,702	276,643,791	327,381,578	269,622,325
4th Qtr.	244,305,323	331,864,448	250,429,752	267,621,960	306,554,518	260,227,812	312,384,177	260,719,362	330,389,319	385,829,725	388,775,139	269,622,325

**Preliminary figures subject to minor adjustments

**WYOMING DEPARTMENT OF TRANSPORTATION
FUND H01 - STATE HIGHWAY FUND (COMMISSION)
STATE/FEDERAL FUNDED PROGRAMS**

		2024 BUDGET	EXPENDED TO DATE	ENCUMBRANCES	AVAILABLE BUDGET	APR '24 PORTION OF BUDGET USED	APR '23 PORTION OF BUDGET USED
ENGINEERING DIVISION - HIP PROGRAM:							
0000	Transportation Commission	\$ 182,019	\$ 118,235	\$ 2,378	\$ 61,406	66%	36%
0110	Chief Engineer and Staff	\$ 809,509	\$ 540,911	\$ -	\$ 268,598	67%	64%
1200	Construction Staff	\$ 1,892,830	\$ 980,939	\$ 492,672	\$ 419,219	78%	73%
1630/1631	Highway Development	\$ 919,120	\$ 550,613	\$ -	\$ 368,507	60%	65%
1660	Right of Way	\$ 1,246,441	\$ 651,401	\$ -	\$ 595,040	52%	45%
1640	Materials (Laboratory)	\$ 1,210,058	\$ 772,171	\$ 103,380	\$ 334,507	72%	53%
1610	Contracts and Estimates	\$ 375,714	\$ 209,260	\$ 62,438	\$ 104,016	72%	67%
1600	Bridge Design	\$ 721,344	\$ 369,852	\$ -	\$ 351,492	51%	50%
1632	Project Development	\$ 1,809,924	\$ 1,236,383	\$ 248,940	\$ 324,601	82%	73%
1633	Photogrammetry and Survey	\$ 558,277	\$ 481,381	\$ 9,735	\$ 67,161	88%	56%
1634	Project Management Oversight	\$ 577,575	\$ 215,670	\$ 70,006	\$ 291,899	49%	51%
1620	Geology	\$ 647,695	\$ 484,510	\$ 7,055	\$ 156,130	76%	48%
1800	Traffic Operations - Engr.	\$ 1,324,158	\$ 734,744	\$ 131,983	\$ 457,431	65%	62%
0201/1211	District 1 - Operations - Engr.	\$ 1,390,981	\$ 1,120,800	\$ 8,351	\$ 261,831	81%	70%
0202/1212	District 2 - Operations - Engr.	\$ 1,805,826	\$ 1,070,354	\$ 11,372	\$ 724,100	60%	66%
0203/1213	District 3 - Operations - Engr.	\$ 1,542,430	\$ 1,286,322	\$ 5,943	\$ 250,165	84%	74%
0204/1214	District 4 - Operations - Engr.	\$ 1,446,451	\$ 869,574	\$ 7,061	\$ 569,816	61%	56%
0205/1215	District 5 - Operations - Engr.	\$ 1,645,889	\$ 1,138,750	\$ 5,943	\$ 501,196	70%	51%
TOTAL -	ENGINEERING DIVISION	\$ 20,106,241	\$ 12,831,869	\$ 1,167,257	\$ 6,107,116	70%	61%
TRANSPORTATION PLANNING & ADMINISTRATION							
0120	Chief Financial Officer	\$ 284,749	\$ 134,580	\$ 3,378	\$ 146,792	48%	44%
0130	Chief Technology Officer	\$ 4,360,818	\$ 1,082,215	\$ 3,251,818	\$ 26,785	99%	92%
2800	Financial Services	\$ 4,231,618	\$ 2,538,726	\$ 255,249	\$ 1,437,642	66%	62%
2100	Budget	\$ 1,193,553	\$ 707,804	\$ 3,973	\$ 481,776	60%	45%
2300	Grants & Contracts	\$ 544,980	\$ 248,988	\$ 2,028	\$ 293,964	46%	58%
2430	Civil Rights Office	\$ 692,120	\$ 198,888	\$ 304,878	\$ 188,354	73%	78%
4410	Compliance & Investigation	\$ 826,794	\$ 491,358	\$ -	\$ 335,436	59%	58%
2420	Training Program Manager	\$ 632,198	\$ 285,611	\$ 12,130	\$ 334,457	47%	53%
2405	Office Services - Printing	\$ 885,927	\$ 491,955	\$ 21,668	\$ 372,304	58%	51%
2860	Intelligent Transportation	\$ 169,439	\$ 129,457	\$ -	\$ 39,982	76%	37%
2210	Enterprise Technology	\$ 3,565,005	\$ 913,716	\$ -	\$ 2,651,289	26%	40%
2411	Human Resources - Commission	\$ 104,487	\$ 52,204	\$ -	\$ 52,283	50%	47%
0160	Public Safety Communication Commission	\$ 26,908	\$ 20,022	\$ -	\$ 6,886	74%	12%
WYOUTRN	WYDOT University	\$ 905,553	\$ 336,739	\$ 74,154	\$ 494,660	45%	41%
1650	Planning	\$ 5,805,138	\$ 3,041,010	\$ 830	\$ 2,763,298	52%	59%
1652	Environmental Services	\$ 652,406	\$ 350,442	\$ -	\$ 301,964	54%	45%
1653	Programming	\$ 2,219,221	\$ 348,773	\$ -	\$ 1,870,448	16%	49%
1651/3600	Local Government / Federal Transit	\$ 996,074	\$ 320,313	\$ -	\$ 675,761	32%	82%
1820	Highway Safety	\$ 2,470,203	\$ 1,097,697	\$ 1,549	\$ 1,370,957	45%	43%
Various	Federal Funds -NCHRP-TRB Pool Funds	\$ 440,686	\$ 50,411	\$ -	\$ 390,275	11%	1%
TRAIN16	Training Programs	\$ 6,334,843	\$ 3,559,488	\$ 31,470	\$ 2,743,885	57%	46%
TOTAL -	TRANSPORTATION PLANNING DIVISION	\$ 37,342,720	\$ 16,400,396	\$ 3,963,126	\$ 16,979,198	55%	52%

This page is in reference to page 13 of the Operating Budget

**WYOMING DEPARTMENT OF TRANSPORTATION
FUND H01 - STATE HIGHWAY FUND (COMMISSION)**

		2024	EXPENDED		AVAILABLE	APR '24 PORTION	APR '23 PORTION
OPERATIONS AND OTHER DIVISION ALLOCATIONS:		BUDGET	TO DATE	ENCUMBRANCES	BUDGET	OF BUDGET USED	OF BUDGET USED
2415	Employee Safety	\$ 1,265,598	\$ 534,702	\$ 255,912	\$ 474,984	62%	55%
2850	Equipment Staff	\$ 968,039	\$ 377,438	\$ 25,244	\$ 565,357	42%	52%
2830	Telecommunications/RWIS	\$ 8,300,942	\$ 3,856,895	\$ 1,404,817	\$ 3,039,230	63%	40%
2840	Facility Management	\$ 2,403,756	\$ 868,852	\$ 1,960	\$ 1,532,944	36%	34%
RELOCAT	Employee Relocation-WHD	\$ -	\$ -	\$ -	\$ -	0%	0%
OUTDRAD	Outdoor Advertising	\$ 80,212	\$ 53,262	\$ -	\$ 26,950	66%	71%
TRFSIGN	LOGO Signs	\$ 277,792	\$ 71,393	\$ -	\$ 206,399	26%	74%
LEGALRS	Legal Research/Claims - Internal	\$ 10,000	\$ -	\$ -	\$ 10,000	0%	0%
LEGALRS	Legal Research/Claims - External	\$ 172,000	\$ 81,016	\$ -	\$ 90,984	47%	67%
4441	License Plate & Tab Production Costs	\$ 1,879,988	\$ 518,729	\$ 6,269	\$ 1,354,990	28%	52%
Subtotal - Operations Division		\$ 15,358,327	\$ 6,362,287	\$ 1,694,201	\$ 7,301,839	52%	44%
MAINTENANCE PROGRAM							
REGULAR MAINTENANCE PROGRAM ALLOCATIONS:							
1300-1315	Maintenance Overhead	\$ 11,072,607	\$ 5,553,364	\$ 484,077	\$ 5,035,166	55%	34%
SUPRVSN	Direct Supervision	\$ 8,293,711	\$ 4,120,772	\$ -	\$ 4,172,940	50%	56%
RDSRFCE	Road Surface	\$ 11,887,281	\$ 1,512,124	\$ -	\$ 10,375,157	13%	7%
SHLDAPR	Shoulders and Approaches	\$ 3,879,973	\$ 2,931,444	\$ 14,600	\$ 933,929	76%	27%
RSDSLSP	Roadside and Landscape	\$ 8,582,866	\$ 3,922,151	\$ 15,072	\$ 4,645,643	46%	32%
DRAINAG	Drainage	\$ 1,678,878	\$ 833,960	\$ 64,180	\$ 780,738	53%	24%
STRCTRS	Structures	\$ 653,090	\$ 382,928	\$ 17,780	\$ 252,382	61%	16%
SNWCTRL	Snow Control	\$ 29,672,656	\$ 24,391,956	\$ 63,271	\$ 5,217,428	82%	133%
SALTSTR	Salt/Sand, Brine and Loader Storage Facilities	\$ 674,572	\$ 61,375	\$ 388,663	\$ 224,533	67%	117%
1321-1325	Traffic Overhead	\$ 2,383,192	\$ 1,466,026	\$ 16,785	\$ 900,382	62%	57%
1390-1395	Shop Operations	\$ 5,610,072	\$ 2,999,313	\$ 214,150	\$ 2,396,609	57%	58%
LNPAINT	Lane and Line Painting	\$ 5,784,625	\$ 1,633,440	\$ -	\$ 4,151,185	28%	23%
SIGNING	Signing	\$ 2,655,429	\$ 1,640,645	\$ -	\$ 1,014,784	62%	36%
ELECFTR	Electrical Features	\$ 7,419,897	\$ 2,885,382	\$ 359,002	\$ 4,175,513	44%	56%
RDWYOPS	Roadway Operations	\$ 2,828,290	\$ 1,210,816	\$ 1,024	\$ 1,616,450	43%	40%
Various	Rest Areas, Parks, Info Centers	\$ 5,250,382	\$ 2,061,520	\$ 1,001,296	\$ 2,187,566	58%	48%
Various	Damage Repairs	\$ 6,009,206	\$ 3,505,741	\$ 83,055	\$ 2,420,411	60%	58%
Subtotal - Regular Maintenance Program		\$ 114,336,727	\$ 61,112,957	\$ 2,722,955	\$ 50,500,815	56%	64%
SPECIAL MAINTENANCE PROJECTS:							
B239050	Testing/Registration Fuel Tanks	\$ 6,000	\$ -	\$ -	\$ 6,000	0%	13%
B239049	MDSS Access & Support Fees	\$ 119,300	\$ -	\$ -	\$ 119,300	0%	99%
B239051	Forecasts Weather	\$ 73,050	\$ 47,600	\$ 25,450	\$ -	100%	100%
B239046	Wyoming One Call	\$ 17,500	\$ 2,642	\$ -	\$ 14,858	15%	12%
B239052	Testing/Monitoring Sumps/Modifications	\$ 122,369	\$ 21,179	\$ 63,821	\$ 37,369	69%	86%
B239047	Pollution Discharge Elimination (NPDES)	\$ 25,000	\$ 6,400	\$ -	\$ 18,600	26%	2%
B239053	Noxious Weed Control Department of Agriculture	\$ 1,100,000	\$ -	\$ -	\$ 1,100,000	0%	0%
B139043	Living Snow Fence	\$ 143,026	\$ -	\$ 21,513	\$ 121,513	15%	0%
SCALMNT	Platform and Weight-in-Motion Scales	\$ 443,499	\$ 111,895	\$ 1,300	\$ 330,304	26%	11%
B239041	Underground Injection Control (UIC) Consultant	\$ 20,000	\$ 5,918	\$ -	\$ 14,082	30%	29%
Subtotal - Special Maintenance Program		\$ 2,069,744	\$ 195,634	\$ 112,085	\$ 1,762,026	15%	23%
Total - Maintenance		\$ 116,406,471	\$ 61,308,591	\$ 2,835,040	\$ 52,262,841	55%	63%

This page is in reference to pages 13 & 14 of the Operating Budget

**Wyoming Department of Transportation
FUNDS H06, H11, I06, I08, & ARP (LEGISLATIVE)**

		2023 / 2024	EXPENDED		AVAILABLE	APR '24 PORTION	APR '22 PORTION
FUND H06	TRANSPORTATION DEPARTMENT ADMINISTRATION	BUDGET	TO DATE	ENCUMBRANCES	BUDGET	OF BUDGET USED	OF BUDGET USED
0101	Director-Dept. of Transportation	\$ 735,139	\$ 627,526	\$ -	\$ 107,613	85%	76%
0102	Legal Services	\$ 9,384	\$ 2,145	\$ -	\$ 7,239	23%	22%
0103	Internal Review	\$ 1,449,908	\$ 1,165,932	\$ -	\$ 283,976	80%	74%
0104	Public Affairs	\$ 1,846,979	\$ 1,364,725	\$ -	\$ 482,254	74%	72%
TOTAL - TRANSPORTATION DEPARTMENT ADMINISTRATION		\$ 4,041,410	\$ 3,160,328	\$ -	\$ 881,082	78%	74%
FUND H06 ADMINISTRATIVE SERVICES DIVISION							
4400	Admin. Services - Administrator	\$ 368,009	\$ 295,345	\$ -	\$ 72,664	80%	74%
4420	} Driver Services	\$ 20,455,189	\$ 13,680,939	\$ 822,560	\$ 5,951,689	71%	71%
4424	} Transportation Information System	\$ 20,000,000	\$ 3,968,205	\$ 16,031,795	\$ -	100%	N/A
4440	} Motor Vehicle Services	\$ 4,095,513	\$ 2,820,930	\$ 20,825	\$ 1,253,757	69%	72%
4430	} Fuel Tax Administration	\$ 2,377,640	\$ 1,412,128	\$ -	\$ 965,512	59%	68%
2410	} Human Resources	\$ -	\$ -	\$ -	\$ -	0%	45%
2400	} Office Services	\$ 1,886,833	\$ 1,348,650	\$ -	\$ 538,183	71%	65%
2810	Management Services	\$ 906,569	\$ 638,245	\$ -	\$ 268,324	70%	61%
2820	Procurement Services	\$ 1,907,394	\$ 1,371,007	\$ -	\$ 536,386	72%	67%
0105	Strategic Performance Improvement Program	\$ 720,356	\$ 561,604	\$ -	\$ 158,752	78%	77%
TOTAL - ADMINISTRATIVE SERVICES DIVISION		\$ 52,717,500	\$ 26,097,052	\$ 16,875,181	\$ 9,745,268	82%	69%
Fund H06 HIGHWAY PATROL DIVISION							
Various	Law Enforcement Program	\$ 91,299,274	\$ 68,976,903	\$ 2,287,867	\$ 20,034,504	78%	74%
Various	Ports of Entry Program	\$ 20,444,153	\$ 12,007,713	\$ 2,146,700	\$ 6,289,740	69%	65%
TOTAL - HIGHWAY PATROL DIVISION		\$ 111,743,427	\$ 80,984,617	\$ 4,434,567	\$ 26,324,243	76%	72%

This page is in reference to page 19 of the Operating Budget

**Wyoming Department of Transportation
FUNDS H06, H11, I06, I08, & ARP (LEGISLATIVE) ~ CONTINUED**

		2023 / 2024	EXPENDED		AVAILABLE	APR '24 PORTION	APR '22 PORTION
Fund H06	AERONAUTICS DIVISION	BUDGET	TO DATE	ENCUMBRANCES	BUDGET	OF BUDGET USED	OF BUDGET USED
7710	Aeronautics Administration (Fund H06)	\$ 4,906,218	\$ 3,820,050	\$ 33,431	\$ 1,052,737	79%	71%
7721	Air Services Enhancement Administration (Fund H11)	\$ 370,288	\$ 218,042	\$ -	\$ 152,246	59%	40%
7724	Capacity Purchase Agreement ARPA (Fund ARP)	\$ 8,832,058	\$ 4,315,632	\$ 100,000	\$ 4,416,426	50%	N/A
TOTAL - AERONAUTICS DIVISION		\$ 14,108,564	\$ 8,353,724	\$ 133,431	\$ 5,621,409	60%	69%
TOTAL - FUND H06		\$ 182,610,902	\$ 118,595,720	\$ 21,443,179	\$ 42,572,003	77%	71%
OTHER APPROPRIATED FUNDS:							
6603	S.A.L.E.C.S.-State Radio Network	\$ 1,393,784	\$ 913,854	\$ -	\$ 479,931	66%	59%
6601	WYOLINK	\$ 16,851,819	\$ 10,586,933	\$ -	\$ 6,264,886	63%	76%
6604	WYOLINK LOCAL RADIO ARPA	\$ 4,500,000	\$ 2,924,432	\$ 1,575,568	\$ -	100%	N/A
6605	WYOLINK ARPA	\$ 30,500,000	\$ 13,006,025	\$ 17,491,996	\$ 1,979	100%	N/A
TOTAL - STATE FUND (FUND I08)		\$ 53,245,603	\$ 27,431,243	\$ 19,067,564	\$ 6,746,796	87%	74%
INTERNAL SERVICE FUND:							
9700	Operations - Aircrafts	\$ 2,405,010	\$ 1,200,086	\$ -	\$ 1,204,924	50%	24%
TOTAL - INTERNAL SERVICE FUND (FUND I06)		\$ 2,405,010	\$ 1,200,086	\$ -	\$ 1,204,924	50%	24%

This page is in reference to page 19 of the Operating Budget

GRAND TOTALS

COMMISSION	
2024 Commission Budget	\$189,213,759
2024 Commission Expended To Date	\$96,903,142
2024 Commission Encumbered	\$9,659,623 =
Balance	\$82,650,994

Apr 2024
56%

Apr 2023
53%

**NORMAL PERCENT OF BUDGET
USED TO DATE - COMMISSION
58%**

LEGISLATIVE	
2023 / 2024 Legislative Budget	\$194,429,457
2023 / 2024 Legislative Expended to Date	\$126,980,961
2023 / 2024 Legislative Encumbered	\$21,343,179 =
Balance	\$46,105,317

Apr 2024
76%

Apr 2022
67%

**NORMAL PERCENT OF BUDGET
USED TO DATE - LEGISLATIVE
79%**

Total Commission and Legislative	
2024 Total Budget	\$383,643,216
2024 Total Expended to Date	\$223,884,103
2024 Total Encumbered	\$31,002,802
Balance	\$128,756,311

Latest Revision 5/7/2024

Numbers in blue are within 5% of normal
Numbers in red are greater than within 5% of normal
Numbers in black are less than within 5% of normal
Numbers in green are grants

2 BIDS AND 1 RFP FOR CONSIDERATION – MAY 16, 2024

TRANSPORTATION COMMISSION OF WYOMING

<u>BID NUMBER</u>	<u>DOLLAR AMOUNT</u>	
RFP 24-094NG	\$636,730.00	Furnish WYOMING HIGHWAY PATROL VEHICLE UPFITTING , to our departments located statewide in accordance with WYDOT specifications and RFP requirements. The highest-scoring proposal meets specifications and RFP requirements. 73 PROPOSALS SOLICITED – 2 PROPOSALS RECEIVED
24-158NG	\$432,600.00	Furnish HEADQUARTERS ROOF REPLACEMENT, BUILDINGS 6145 AND 6426 , to our department located in Casper in accordance with WYDOT specifications and bid requirements. Low bid meets specifications and bid requirements. 159 BIDS SOLICITED – 5 BIDS RECEIVED
24-170RE	\$2,015,555.00	Furnish SIX (6) NEW MODULAR HOMES, MUDDY GAP, WYOMING, AND FOUR (4) NEW MODULAR HOMES, SHIRLEY RIM, WYOMING to our departments in accordance with WYDOT specifications and bid requirements. Low bid meets specifications and bid requirements. 213 BIDS SOLICITED – 4 BIDS RECEIVED

TOTAL DOLLAR AMOUNT: \$3,084,885.00

TOTAL DOLLAR AMOUNT BASED ON APPARENT LOW BIDS AND RFP

WYOMING DEPARTMENT OF TRANSPORTATION
 TABULATION OF REQUEST FOR PROPOSALS RECEIVED



FOR (LOCATION) STATEWIDE

DATE MARCH 14, 2024

MATERIAL OR EQUIPMENT TO BE PURCHASED WYOMING HIGHWAY PATROL VEHICLE UPFITTING

BUDGETED AMOUNT: \$800,000.00

RFP NO.: 24-094NG

BIDDER NAME AND ADDRESS	DELIVERY IN DAYS	POINTS		NET BID WITHOUT PREFERENCE	+5% INSTATE PREFERENTIAL	COST COMPARISON	AWARD COST
		AVAILABLE	SCORED				
1. Bearcom 3901 W. Service Rd. Evans, CO 80620	AS REQ'D	700	669.00	636,730.00	31,836.50	668,566.50	636,730.00
2. Extreme Truck Outfitters 1415 E. Yellowstone Hwy. Casper, WY 82601	AS REQ'D	700	442.19	727,518.12	36,375.91	763,894.03	727,518.12

Bearcom				Evaluator 1		Evaluator 2		Evaluator 3		Evaluator 4		Evaluator 5						
	Rank	Points	Category Points	Score	Rank	Score	Rank	Score	Rank	Score	Rank	Score	Rank					
Evaluated RFP Section Requirement #1																		
Ability to Meet Specifications and Scope of Work																		
#1		26.8	30	30		29		30		15		30						
#2		29.2	30	30		30		26		30		30						
#3		30	30	30		30		30		30		30						
#4		8.6	10	9		9		10		5		10						
#5		18	20	18		19		18		20		15						
#6		29	30	30		30		30		25		30						
#7		29	30	30		30		30		25		30						
#8		27.2	30	30		30		26		25		25						
#9		30	30	30		30		30		30		30						
#10		30	30	30		30		30		30		30						
#11		29	30	30		30		30		25		30						
Evaluated RFP Section Requirement #2																		
Client Reference Forms (3ea)																		
Client Reference #1 (Questionnaire)		10	10	10		10		10		10		10						
Client Reference #2 (Questionnaire)		10	10	10		10		10		10		10						
Client Reference #3 (Questionnaire)																		
Evaluated RFP Section Requirement #3																		
Company Profile and Experience																		
#1		30	30	30		30		30		30		30						
#2		10	10	10		10		10		10		10						
#3		10	10	10		10		10		10		10						
#4		30	30	30		30		30		30		30						
#5		20	20	20		20		20		20		20						
Evaluated RFP Section Requirement #4																		
Oral Presentation /Product Demonstration / Interview/Facility Demo						162.2		180		167		175		159		150		160
Evaluated RFP Section Requirement #5																		
Proposal total cost						100		100										
\$636,730.00		5% = \$31,836.50		Total = \$668,566.50														
Point Total						669		700										

- Pros:
- On-site fabrication equipment.
 - Provides us a 1 year warranty, as well as a travel warranty at no additional cost (Will cover bumper to bumper workmanship and manufacturer).
 - Meets all requirements lined out in the RFP.
 - 20 year working history with the Wyoming Department of Transportation.
 - Certified and trained to install Soundoff Signal lighting systems, Motorola Radios, and Getec camera systems.
 - Able to complete four cars a week.

- Cons:
- Will not warranty the equipment and labor for the life of the vehicle. It defaults to the manufacturer warranty.
 - Additional cost to ship vehicle if they do not pick up at the time of delivery.
 - Can not catalog parts after removal.

- Pros:
- Excellent Customer Service - Goes out of their way to make it right.
 - Knowledgeable about equipment.

- Cons:
- One agency mentioned that their rep is still getting up to speed.

- | | |
|---|---|
| Pros: | Cons: |
| <ul style="list-style-type: none"> • 30 years of experience with 50 locations. • Extensive experience in lighting, rigging, radio and fabrication. • 21 plus employees. • Large company with corporate backing. | <ul style="list-style-type: none"> • Located in Evans, Colorado. • Billing has to go through the corporate office in Texas for this location. |

Comments: Bearcom would be a good fit for what the Wyoming Highway Patrol is looking for. They have extensive manpower and customization along with a large facility to accommodate our needs. They specialize in law enforcement and emergency vehicles and are certified with soundoff, our lighting vendor. Bearcom is a motorola dealer and service center and Getec Installer, as well. The cost reflects 33 durangos, and 12 silverados. The original RFP cost was \$462,620.00 for 31 vehicles with an average cost of \$14,923.23 per vehicle. BAFO cost is \$14,149.56 on average to rig an emergency vehicle.

Extreme Truck Outfitters				Evaluator 1		Evaluator 2		Evaluator 3		Evaluator 4		Evaluator 5	
	Rank	Points	Category Points	Score	Rank	Score	Rank	Score	Rank	Score	Rank	Score	Rank
Evaluated RFP Section Requirement #1													
Ability to Meet Specifications and Scope of Work													
#1		20.8	30	28		10		26		15		25	
#2		12.8	30	15		5		24		10		10	
#3		21.2	30	30		8		28		10		30	
#4		9.6	10	10		10		10		8		10	
#5		16.4	20	18		20		24		10		10	
#6		22	30	25		20		30		15		20	
#7		27	30	30		30		30		15		30	
#8		25.8	30	28		26		30		15		30	
#9		19	30	15		5		30		15		30	
#10		13.8	30	15		10		24		10		10	
#11		26	30	30		30		30		15		25	
Evaluated RFP Section Requirement #2													
Client Reference Forms (3ea)													
Client Reference #1 (Questionnaire)		6	10	6		6		6		6		6	
Client Reference #2 (Questionnaire)		5	10	5		5		5		5		5	
Client Reference #3 (Questionnaire)													
Evaluated RFP Section Requirement #3													
Company Profile and Experience													
#1		15	30	15		15		15		10		20	
#2		4.8	10	5		5		5		4		5	
#3		8	10	5		5		10		10		10	
#4		14	30	20		20		5		10		15	
#5		8.6	20	10		10		5		8		10	

- Pros:
- Paved and fenced storage lot to accommodate the size of our fleet.

- Cons:
- They would have to grow their company to accommodate this project.
 - Will only hold one vehicle worth of warranty parts at a time.
 - Lack of experience - They have only produced three patrol vehicles and twenty undercover vehicle:
 - No fabrication equipment.
 - Wiring harnesses are built in house so they are drug along the ground and take extra time.
 - Lack of mobile warranty service.
 - No production line.
 - Not a Soundoff Signal, Motorola or Getec Installer.
 - Does not meet the requirements and specifications lined out in the RFP.
 - Lacks the financial backing to have multiple parts on hand.

- Pros:
- Quick, timely and diligent on simple builds.

- | | |
|---|--|
| Cons: | Cons: |
| <ul style="list-style-type: none"> • Had to drive to shop for a fuse repair. • Gun rack issues. | <ul style="list-style-type: none"> • Only one person manages and has expertise in installation and wiring with emergency vehicles. • They currently have four technicians, three that are experienced in law enforcement vehicle rigging. • Only four years of experience in law enforcement vehicle • Cannot currently accommodate this project. • This company does not offer warranty mobile services. |
- Pros:
- Centrally located in Casper, Wyoming.
 - Supplies manual with each vehicle.
 - Centrally located.
 - Founded in 1999 and started rigging law enforcement vehicles in 2020.

Evaluated RFP Section Requirement #4										
Oral Presentation /Product Demonstration / Interview/Facility Demo				102.8	180	90	82	135	92	115
Evaluated RFP Section Requirement #5										
Proposal total cost				63.59	100					
\$727,518.12	5%=\$36,375.91	Total=\$763,894.03								
Point Total				442.19	700					

Comments: Extreme Truck Outfitters is relatively new at law enforcement rigging. They lack the expertise, manpower and facilities to take on the complexity and number of vehicles of the Wyoming Highway Patrol fleet. The original RFP only incorporated 31 vehicles at an average cost of \$23,468.33 per vehicle. This vendor was not selected for the BAFO and did not include the 2024 builds on the original proposal.

WYOMING DEPARTMENT OF TRANSPORTATION
 TABULATION OF BIDS RECEIVED



FOR (LOCATION): CASPER

DATE: APRIL 25, 2024

MATERIAL OR EQUIPMENT TO BE PURCHASED: HEADQUARTERS ROOF REPLACEMENT, BUILDING 6145 AND 6426

BUDGETED AMOUNT: \$465,000.00

BID NO.:24-158NG

BIDDER NAME AND ADDRESS	SURETY DEPOSIT	DELIVERY IN DAYS	NET BID WITHOUT PREFERENCE	+5% INSTATE PREFERENTIAL	COST COMPARISON	AWARD COST
1. Built Right Roofing & Construction 2310 N. Maple Ave. Rapid City, SD 57701	Jet Insurance Co. Bid Bond No. BB452847 In the amount of 10%	AS REQ'D	432,600.00	21,630.00	454,230.00	432,600.00
2. Limmer Roofing, Inc. P.O. Box 1496 Mills, WY 82644	Western Surety Co. Bid Bond No. 72641288 In the amount of 10%	AS REQ'D	459,500.00		459,500.00	459,500.00
3. Inman Roofing, Inc. 4014 Welchester Dr. Cheyenne, WY 82009	Merchants National Bonding, Inc. Bid Bond In the amount of 10%	AS REQ'D	548,359.00		548,359.00	548,359.00
4. Contract West Roofing, Inc. 7597 Country Manor Rd. Salt Lake City, UT 84121	The Cincinnati Insurance Co. Bid Bond In the amount of 10%	AS REQ'D	647,000.00	32,350.00	679,350.00	647,000.00
5. Superior Roofing, Inc. 14700 E. 39 th Ave. Aurora, CO 80011	Argonaut Insurance Co. Bid Bond In the amount of 10%	AS REQ'D	643,880.00	32,194.00	676,074.00	643,880.00

WYOMING DEPARTMENT OF TRANSPORTATION
 TABULATION OF BIDS RECEIVED



FOR (LOCATION): SHIRLEY RIM AND MUDDY GAP

DATE: MAY 9, 2024

MATERIAL OR EQUIPMENT TO BE PURCHASED: 10 EACH, NEW MODULAR HOMES ON PERMANENT FOUNDATIONS

BUDGETED AMOUNT: \$2,000,000.00

BID NO.:24-170RE

BIDDER NAME AND ADDRESS	SURETY DEPOSIT	DELIVERY IN DAYS	NET BID WITHOUT PREFERENCE	+5% INSTATE PREFERENTIAL	COST COMPARISON	AWARD COST
1. Jerry Bornhoft Construction, Inc. P.O. Box 1341 Riverton, WY 82501	Old Republic Surety Co. Bid Bond In the amount of 10%	AS REQ'D	2,015,555.00		2,015,555.00	2,015,555.00
2. Wyoming Renovations Inc. 2130 Fairgrounds Rd. Casper, WY 82604	United Casualty and Surety Insurance Co. Bid Bond In the amount of 10%	AS REQ'D	1,999,999.00	99,999.95	2,099,998.95	1,999,999.00
3. Factory Homes Wyoming * 1531 Foothill Blvd. ALTERNATE Rock Springs, WY 82901	--	AS REQ'D	2,220,640.00	111,032.00	2,331,672.00	2,220,640.00
4. Factory Homes Wyoming * 1531 Foothill Blvd. Rock Springs, WY 82901	--	AS REQ'D	2,577,310.00	128,865.50	2,706,175.50	2,577,310.00

***IRREGULAR BID:** Did not submit bid bonds.

PRE-AWARDED BID
May 9, 2024
Award Date -- May 16, 2024

Job 1 Federal Project STP-0504020

Work: Mill & overlay, chip seal, bridge rehabilitation at 5 locations (1 location over railroad) (bridge deck repair & overlay, bearing device modifications, approach slab replacements, bridge railing and expansion joint upgrades, erosion control repairs)

Location: Approximately 6.00 miles on WYO 95 beginning at RM 1.69 north of Glenrock.

Completion Date: October 31,2025

Engineer's Estimate	\$6,516,547.00	
S & S Builders, LLC, Gillette, WY	\$6,851,808.00	5.1%
Reiman Corp., Cheyenne, WY (IRREGULAR BID)	\$7,048,688.50	
Croell, Inc., Sundance, WY	\$7,364,643.75	
JTL Group, Inc. DBA Knife River, Cheyenne, WY	\$7,392,050.95	

Job 2 Federal Project HSIP-N345111

Work: Slope flattening, extending, cleaning and/or replacing culverts

Location: Approximately 7.50 miles on US 310 beginning at RM 249.5 between Deaver and Montana.

Completion Date: June 30,2025

Engineer's Estimate	\$1,886,898.00	
Wilson Bros. Construction, Inc., Cowley, WY	\$1,774,148.05	-6.0%
Barnum, Inc., Buffalo, WY	\$1,877,820.00	
Holden Excavating LLC, Columbus, MT	\$2,199,787.00	
OFTEDAL CONSTRUCTION, INC., Casper, WY	\$2,475,789.00	

Job 3 Federal Project STP-GM-B244022

Work: Culvert cleaning, lining and replacement

Location: Various Locations on I-90 from RM 97.14 to RM 118.33 in Campbell County

Completion Date: November 30,2024

Engineer's Estimate	\$1,681,395.00	
Wilson Bros. Construction, Inc., Cowley, WY	\$1,510,340.50	-10.2%

Job 4 State Project SCP-TC-BR-B233037

Work: Bridge rehabilitation on 3 bridges (deck repair and overlay, abutment and girder repair, expansion joint repair, slope paving, bridge rail modification)

Location: Various locations in Lincoln and Uinta counties

Completion Date: June 30,2025

Engineer's Estimate	\$1,245,445.00	
Reiman Corp., Cheyenne, WY	\$1,739,157.25	39.6%
Coldwater Group, Inc., Pleasant View, UT	\$1,749,114.00	
<i>Plus 5% for Comparison</i>	<i>\$1,836,569.70</i>	

Job 5 Federal Project CM-N121116

Work: New eastbound access to US 30 Port of Entry, roadway lighting installation

Location: Kemmerer Port of Entry on US 30.

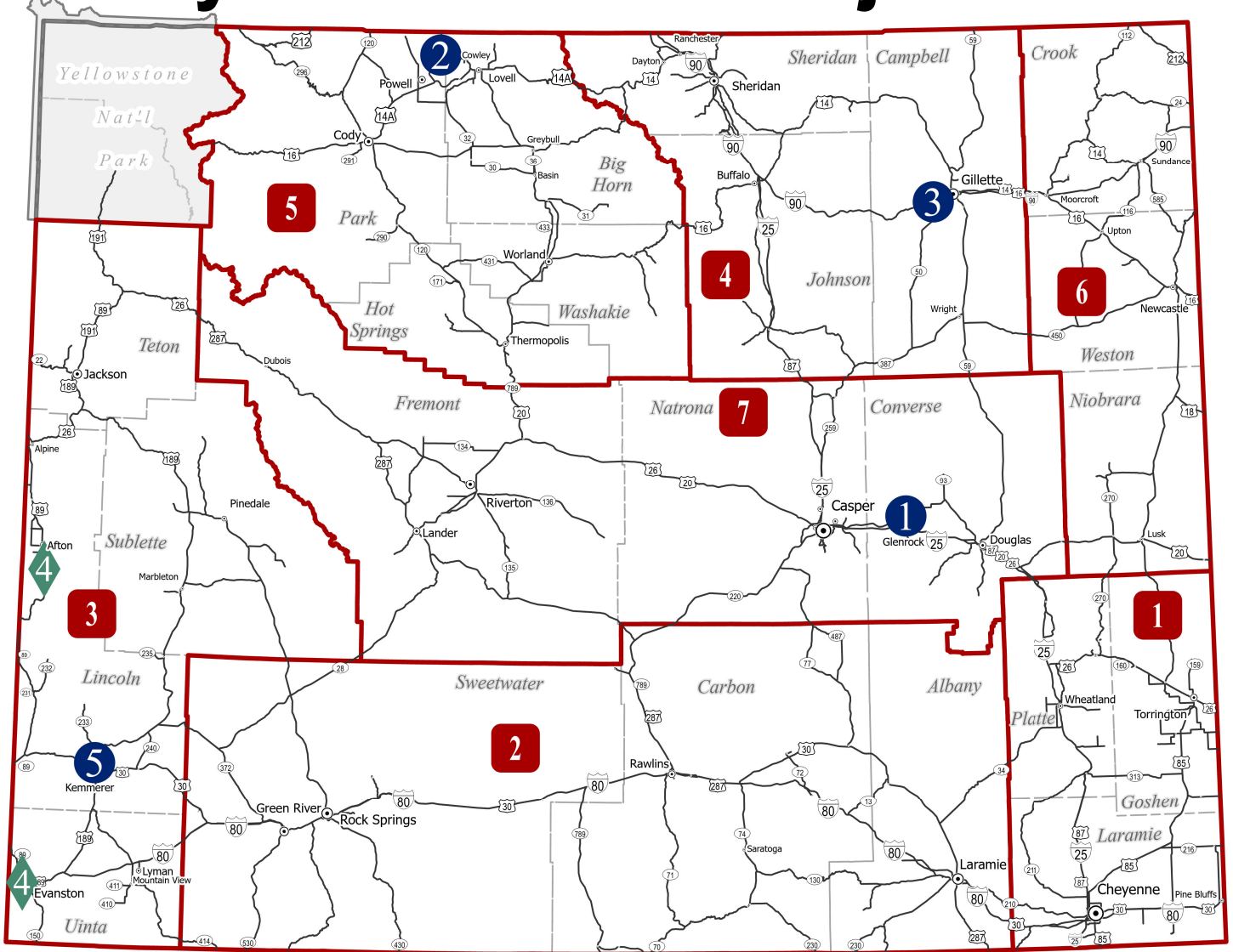
Completion Date: November 30,2024

Engineer's Estimate	\$1,130,776.00	
OFTEDAL CONSTRUCTION, INC., Casper, WY	\$1,483,126.60	31.2%
Reiman Corp., Cheyenne, WY	\$1,694,756.35	

Total Estimate Cost	\$12,461,061.00
Total Low Bids	\$13,358,580.40
Total Difference	(\$897,519.40)



May Commission Projects



1 Federal Project
STP 0504020 - FY 2024 STIP
 Converse County

4 State Project
B233037 - FY 2024 STIP
 Various Counties

2 Federal Project
HSIP N345111 - FY 2024 STIP
 Big Horn County

5 Federal Project
CM N121116 - FY 2024 STIP
 Lincoln County

3 Federal Project
STP-GM B244022 - FY 2024 STIP
 Campbell County

Legend

- Specific projects. One location or stretch of roadway.
- Projects with various locations.
- Transportation Commission District

STATE TRANSPORTATION IMPROVEMENT PROGRAM

FY-2024 ADDENDUM

MAY

“The preparation of this report has been financed in part through grant(s) from the Federal Highway Administration and Federal Transit Administration, U.S. Department of Transportation, under the State Planning and Research Program, Section 505 (or Metropolitan Planning Program, Section 104 (f)) of Title 23, U.S. Code. The contents of this report do not necessarily reflect the official views or policy of the U.S. Department of Transportation.”



Wyoming Department of Transportation
 5300 Bishop Blvd
 Cheyenne, WY 82001

STATE TRANSPORTATION IMPROVEMENT PROJECTS STIP Addendum

Report ID: WYCN018

From: 5/01/2024 to: 5/05/2024

County: Fremont

Project	Comm Dist	General Location		LRS ID	Beg RM	End RM	Length	Cost \$1000						Character of Work	FY	
		Detail Location						PE	CE	CON	Fed	St	Oth	Remarks		
Changed																
NHPP	N303061	7	DIVERSION DAM to RIVERTON		30	124.99	130.70	5.71	137	524	5,237	5,336	561	0	PAVEMENT REHABILITATION TO INCLUDE OVERLAY & CHIP SEAL	2024
			AIRPORT SECTION/US 26												MAY '24 COMM/TO '24 FR '28	
County: Fremont Totals					Total Length:	5.71			Total Cost:	\$137	\$524	\$5,237	\$5,336	\$561	\$0	\$5,897

FY 2024 May STIP Addendum - Project Descriptions

Fremont County – N303061; FY 2028 overlay and chip seal on US 26 between Diversion Dam and Riverton; NHPP funds; requesting to move from FY 2028 to FY 2024 based on remaining funding in FY 2024 allows for an additional project to be let

Transportation Commission

Meeting Information



Thank you for attending!